


# Customer Table of Contents

Z-8957 

09/05/2002  
**200 BFM**

DESCRIPTION STD/OPT/ACS PLATE ALT

---

## ASSEMBLY

BLOCK ADJUSTMENT ASSEMBLY	STD	M 6704	A
BLOCK ASSEMBLY, LOWER, 3/4" / 19MM WIRE ROPE	STD	M 5432	E
BLOCK ASSEMBLY, UPPER, SLIDING	STD	M 6680	E
ENCLOSURE, ENGINE COMPARTMENT, JD 6068T	STD	M 5440	N
ENGINE EXHAUST ASSEMBLY, JD 6068T (POWERTECH)	STD	M 8180	B
FUEL LINES, JD 6068T	STD	M 7662	B
GRAPHICS, AT CAB, BFM & SL - ENGLISH	STD	M 8323	
GRAPHICS, MAIN STRUCTURE, BFM - ENGLISH	STD	M 8324	A
HOIST CONTROL LINKAGE	STD	M 6778	F
HOIST DRUM & DRIVE ASSEMBLY	STD	M 8495	B
HOIST FOUNDATION ASSEMBLY	STD	M 8106	A
OPERATOR'S COMPARTMENT CAB, W/ TOP OPEN	STD	M 8341	A
OPERATOR'S COMPARTMENT LADDER	STD	M 8345	
OPERATOR'S COMPARTMENT SEAT	STD	M 8339	A
PAINT SCHEDULE, 2-PART POLYURETHANE, BLUE / GRAY	STD	M 7047	B
POWER UNIT ASSEMBLY, JD 6068T	STD	M 8217	A
RIGGING WEAR BARS	STD	M 6703	B
RIGGING, HST, CHAIN DRV RR ( ) + RF ( ) + LF ( ) + LR ( )	STD	M 6702	B
SERVICE PLATFORM	STD	M 5470	A
SLING ASS'Y, NYLON, 4 PLY - 10" + 10" x 56', W/ DISC LINKS - 856592	STD	M 7952	B
SLING CHINE PADS - 10" + 10"	STD	M 7953	A
SPREADER ASSEMBLY, SLING, 2 EYES	STD	M 6444	C
STEERING CONTROL	STD	M 8342	A
STEERING LINKAGE	STD	M 5477	E
STRUCTURE ARRANGEMENT, W/ CHAIN HOISTS	STD	M 6679	E

# Customer Table of Contents

## Z-8957

09/05/2002  
200 BFM

DESCRIPTION	STD/OPT/ACS	PLATE	ALT
STRUCTURE BOLTING	STD	M 7854	
TANK, FUEL	STD	M 7922	A
TANK, HYDRAULIC OIL	STD	M 7923	A
VALVE BANK - 700662M1, 703585	STD	M 6873	B
WHEEL AND TIRE ASSEMBLY	STD	M 6709	D
WHEEL DRIVE AND BRAKE ASSEMBLY	STD	M 8571	A
WHEEL FRAME & PIVOT ASSEMBLY	STD	M 7975	C
<b>ELECTRICAL</b>			
ELECTRICAL ARRANGEMENT WIRING	STD	M 8297	A
ELECTRICAL ARRANGEMENT, CAB, OPEN	STD	M 8012	A
ELECTRICAL ARRANGEMENT, CONTROL PANEL	STD	M 7866	B
ELECTRICAL ARRANGEMENT, POWER UNIT - JD 6068T	STD	M 8006	A
ELECTRICAL WIRING DIAGRAM, W/ CHAIN DRIVE HOISTS	STD	854780	6
<b>HYDRAULIC</b>			
CIRCUIT, BRAKE, PARKING, LEFT SIDE - 8 MOTOR	STD	M 8574	A
CIRCUIT, BRAKE, PARKING, RIGHT	STD	M 8575	A
CIRCUIT, DRIVE MOTOR DRAIN	STD	M 7346	E
CIRCUIT, DRIVE MOTOR PILOT PRESSURE	STD	M 7347	E
CIRCUIT, DRIVE, AT WHEELS, FRONT	STD	M 6879	D
CIRCUIT, DRIVE, AT WHEELS, REAR	STD	M 6880	C
CIRCUIT, DRIVE, LEFT SIDE	STD	M 8572	B
CIRCUIT, DRIVE, RIGHT SIDE - 8 MOTOR, 6 MOTOR	STD	M 8573	C
CIRCUIT, DRIVE, VALVES TO MANIFOLD	STD	M 8568	B
CIRCUIT, HOIST HANDLE LOCK	STD	M 6689	D
CIRCUIT, HOIST MOTOR DRAIN, W/ CHAIN DRIVE	STD	M 6691	D
CIRCUIT, HOIST MOTOR PILOT PRESSURE, W/ CHAIN DRIVE	STD	M 6692	D
CIRCUIT, HOIST, AT MOTORS, W/ CHAIN DRIVE	STD	M 6761	J

# Customer Table of Contents

## Z-8957

09/05/2002  
200 BFM

DESCRIPTION	STD/OPT/ACS	PLATE	ALT
CIRCUIT, HOIST, W/ CHAIN DRIVE	STD	M 6690	C
CIRCUIT, LOAD INDICATOR	STD	M 6700	C
CIRCUIT, LUBRICATION, TRUNNION	STD	M 5467	C
CIRCUIT, PUMP DISCHARGE, W/ CHAIN DRIVE HOISTS	STD	M 5459	M
CIRCUIT, RETURNS MANIFOLD, HYDRAULIC OIL	STD	M 5362	F
CIRCUIT, SLIDING BLOCK ADJUSTMENT	STD	M 6693	D
CIRCUIT, STEERING	STD	M 6694	F
CIRCUIT, SUCTION MANIFOLD, HYDRAULIC OIL	STD	M 5361	E
CIRCUIT, VALVE CONTROL	STD	M 6884	E
CIRCUIT, VALVE PILOT PRESSURE, AT CAB	STD	M 8576	A
CIRCUIT, VALVE PILOT PRESSURE, AT ENG COMPT, W/ CHN HST	STD	M 5461	F
CIRCUIT, VALVE PILOT PRESSURE, AT VALVES	STD	M 6695	C
CIRCUIT, VALVE RETURN, W/ OIL COOLER, JD 6068T	STD	M 6662	J
HYDRAULIC SCHEMATIC, W/ CHAIN DRIVE HOISTS	STD	855488	8
TUBE BLOCKS & CLAMPS, AT WHEEL FRAMES, W/ CHN DRV HSTS - 8, 6 MTR	STD	M 7932	C
TUBE BLOCKS & CLAMPS, LOWER SIDE BEAM, RIGHT	STD	M 7934	C
TUBE BLOCKS & CLAMPS, MAIN STRUCTURE	STD	M 7936	D
<b>VENDOR</b>			
BRAKE - AUSCO WET - 1300431	STD	M 8450	B
CYLINDER, HYDRAULIC, BLOCK ADJUSTMENT, FRONT - 700640	STD	M 5337	
CYLINDER, HYDRAULIC, STEERING - 851276M2	STD	M 5476	D
GEAR REDUCER - 700545M1	STD	M 5870	A
GEAR REDUCER - 702266	STD	M 6387	
MOTOR, HYDRAULIC, 2-SPEED - 701815	STD	M 5952	A
MOTOR, HYDRAULIC, HOIST, FRONT - 702071	STD	M 6171	
MOTOR, HYDRAULIC, HOIST, REAR - 702070	STD	M 6170	

# Customer Table of Contents

## Z-8957

09/05/2002  
200 BFM

DESCRIPTION	STD/OPT/ACS	PLATE	ALT
PUMP DRIVE	STD	M 5331	J
PUMP, HYDRAULIC - 703692	STD	M 6955	
STEERING ACTUATOR - 602031M1	STD	M 5873	
VALVE SECTION, INLET - 630100M1	STD	M 5350	A
VALVE SECTION, MID-INLET, W/ OUTLET - 630102M1	STD	M 5351	A
VALVE SECTION, OUTLET - 630103M1	STD	M 5352	A
VALVE SECTION, OUTLET - 630104M1	STD	M 5353	A
VALVE SECTION, WORKING - 630107M1	STD	M 5354	A
VALVE SECTION, WORKING - 630111M2	STD	M 7410	
VALVE SECTION, WORKING - 630112M2	STD	M 7411	
VALVE SECTION, WORKING - 630312	STD	M 6096	
VALVE, SOLENOID - 701147	STD	M 5419	C
VALVE, SOLENOID, DIRECTIONAL CONTROL - 700705	STD	M 5357	B

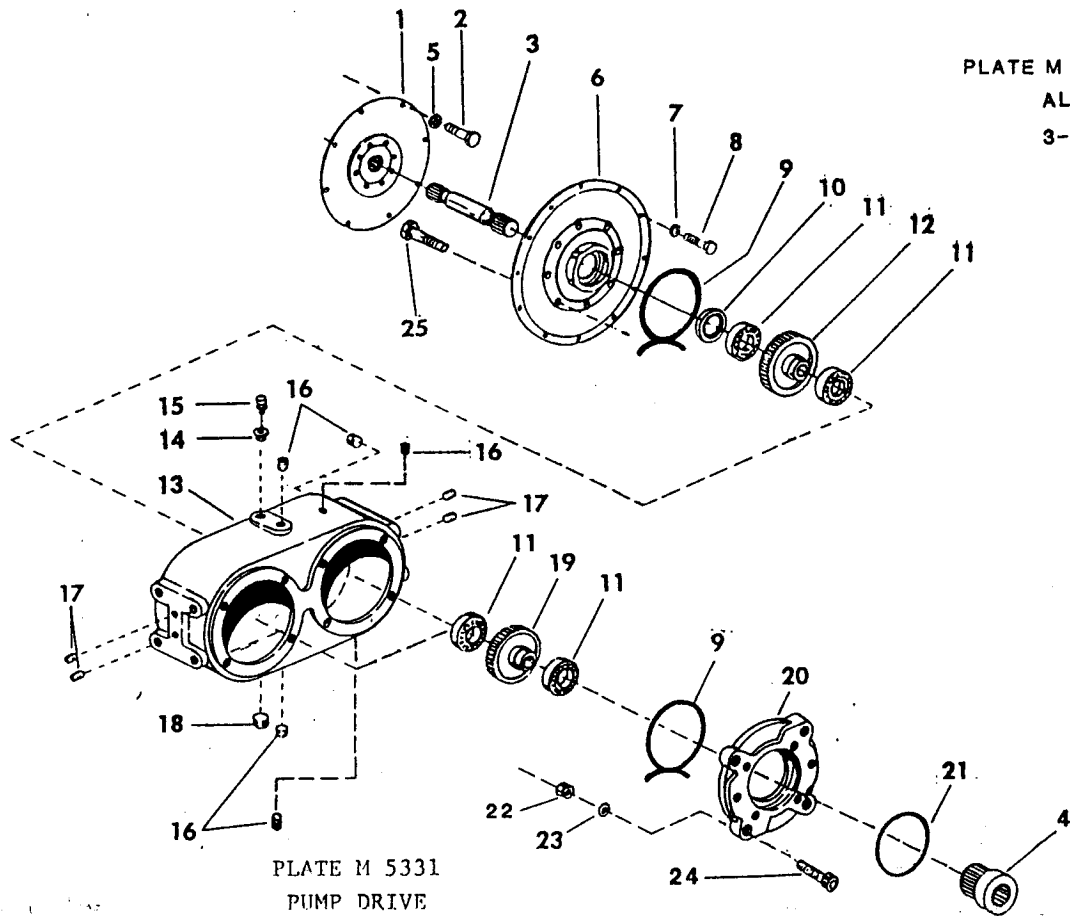


PLATE M 5331  
 PUMP DRIVE

ITEM	PART NUMBER	QTY	DESCRIPTION
--	700550	1	PUMP DRIVE ASSEMBLY (CAT 3208)
--	700643	1	PUMP DRIVE ASSEMBLY (GMC 4-71)
--	701633	1	PUMP DRIVE ASSEMBLY (GMC 4-53T)
--	701786	1	PUMP DRIVE ASSEMBLY (JD 6068T, JD 6059T & CAT 3116T)
--	701948	1	PUMP DRIVE ASSEMBLY (JD 6619A)
--	702377	1	PUMP DRIVE ASSEMBLY (GMC 4-71T)
--	703836	1	PUMP DRIVE ASSEMBLY (CAT 3306B)
1	601269	1	DRIVE PLATE (GMC 4-53T)
1	601275	1	DRIVE PLATE (GMC 4-71, GMC 4-71T, CAT 3208, CAT 3116T, JD 6068T, JD 6619A & JD 6059T)
1	607860	1	DRIVE PLATE (CAT 3306B)
2	3514	8	BOLT 3/8" - 16NC X 1/2"
2	2464	8	BOLT 1/2" - 13NC X 3/4" (CAT 3306B)
3	601724	1	DRIVE GEAR SHAFT
4	601270	2	SLEEVE ADAPTER (GM 4-53T, GMC 4-71, CAT 3208, CAT 3116T, JD 6059T & JD 6068T)
4	603805	2	SLEEVE ADAPTER (JD 6619A & CAT 3306B)
5	4397	8	LOCKWASHER 3/8"
5	4399	8	LOCKWASHER 1/2" (CAT 3306B)
6	601273	1	FLYWHEEL HOUSING COVER (GMC 4-71)
6	601274	1	FLYWHEEL HOUSING COVER (CAT 3208)
6	602977	1	FLYWHEEL HOUSING COVER (GM 4-53T)
6	603364	1	FLYWHEEL HOUSING COVER (JD 6059T, JD 6068T & CAT 3116T)
6	603807	1	FLYWHEEL HOUSING COVER (GMC 4-71T, JD 6619A & CAT 3306B)
7	4397	12	LOCKWASHER (GM 4-53T, GMC 4-71T, CAT 3208, CAT 3116T, JD 6059T & JD 6068T)
7	4398	12	LOCKWASHER (GMC 4-71, JD 6619A & CAT 3306B)
8	2401	12	BOLT 3/8" - 16NC X 1" (GM 4-53T, GMC 4-71T, CAT 3208, CAT 3116T, JD 6059T & JD 6068T)
8	2430	12	BOLT 7/16" - 14NC X 1" (GMC 4-71, JD 6619A & CAT 3306B)
9	601725	3	GASKET - PLASTIC STRIP <b>USE TUBE-SILICONE RTV SEALANT</b>
10	601726	1	OIL SEAL
11	601727	6	BEARING
12	603806	1	GEAR AND PINION
13	601728	1	PUMP HOUSING
14	17552	1	REDUCER BUSHING
15	16547	1	BREATHER
16	7874	5	PIPE PLUG 1/2"
17	7879	4	PIPE PLUG 1/4"
18	72552	1	MAGNETIC PLUG
19	603806	3	GEAR AND PINION
20	601168	2	PUMP ADAPTER (GM 4-53T, GMC 4-71, GMC 4-71T, CAT 3208, CAT 3116T, JD 6059T & JD 6068T)
20	602918	2	PUMP ADAPTER (JD 6619A & CAT 3306B)
21	601729	2	O-RING
22	4227	8	NUT
23	4402	8	LOCKWASHER
24	2547	8	BOLT 3/4" - 10NC X 2 1/2"
25	601735	4	BOLT, PLACE

150, 200, 250LCAC, 300, 500 BFM  
 15L 80

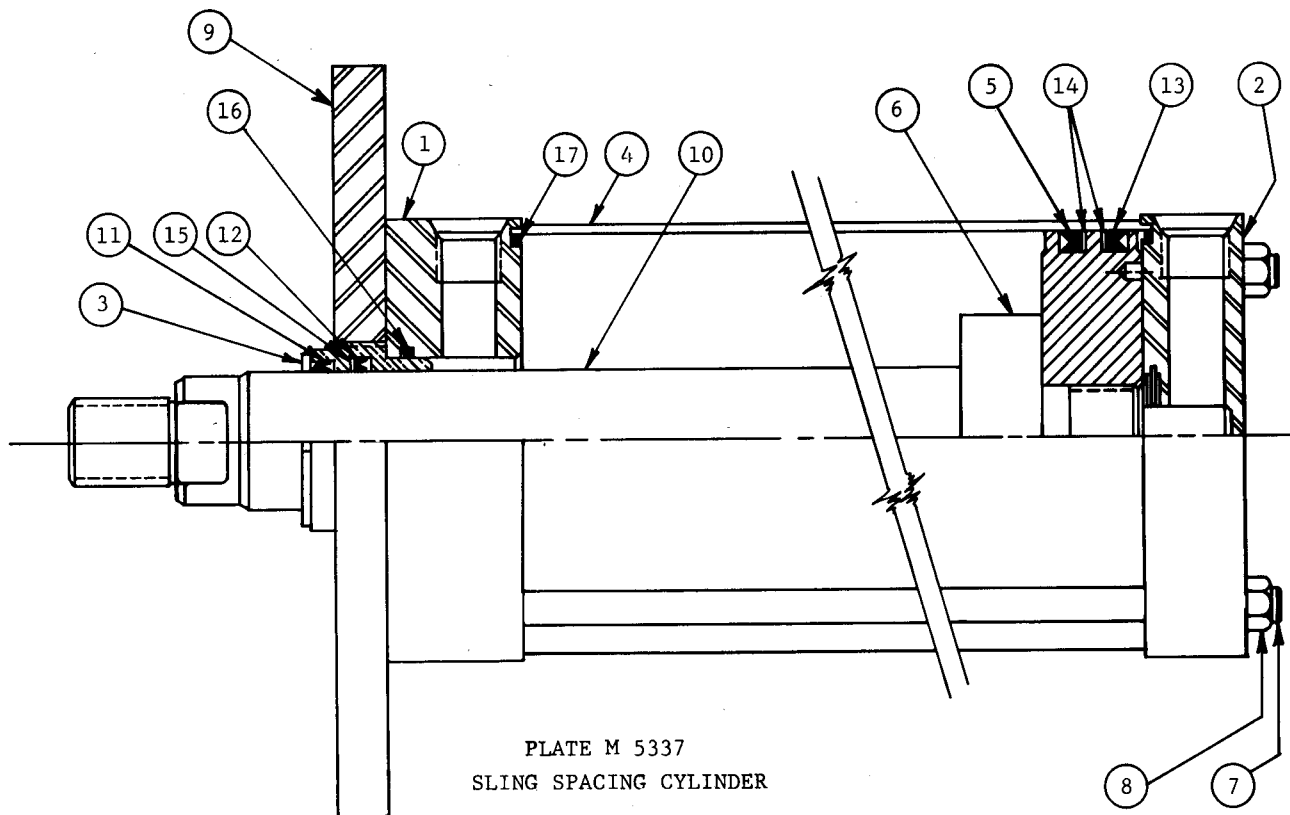


PLATE M 5337  
SLING SPACING CYLINDER

ITEM	PART NUMBER	QTY	DESCRIPTION
-	700640	1	HYDRAULIC CYLINDER (CONSISTS OF ITEMS 1-17)
1	601530	1	HEAD
2	601531	1	CAP
3	601532	1	GLAND <b>INCLUDES SEALS, ITEMS 11,12,15,16</b>
4	601533	1	CYLINDER BODY
5	601534	1	PISTON BODY
6	601535	1	STOP TUBE
7	601536	4	TIE ROD
8	601537	4	NUT, TIE ROD
9	601538	1	FLANGE
10	601539	1	PISTON ROD
11	601540	1	WIPERSEAL
12	601541	1	LIPSEAL
13	601542	2	LIPSEAL, PISTON
14	601543	2	BACK-UP WASHER
15	601544	1	BACK-UP WASHER
16	601545	1	O-RING
17	601546	2	END SEAL, CYLINDER BODY
-	700878	1	SEAL KIT (CONSISTS OF ITEMS 3, 11, 12, 13, 14, 15, 16, & 17)

FURNISH MODEL AND SERIAL NUMBER OF TRAVELIFT WHEN ORDERING PARTS

PLATE M 5350

ALT. A

8-01-86

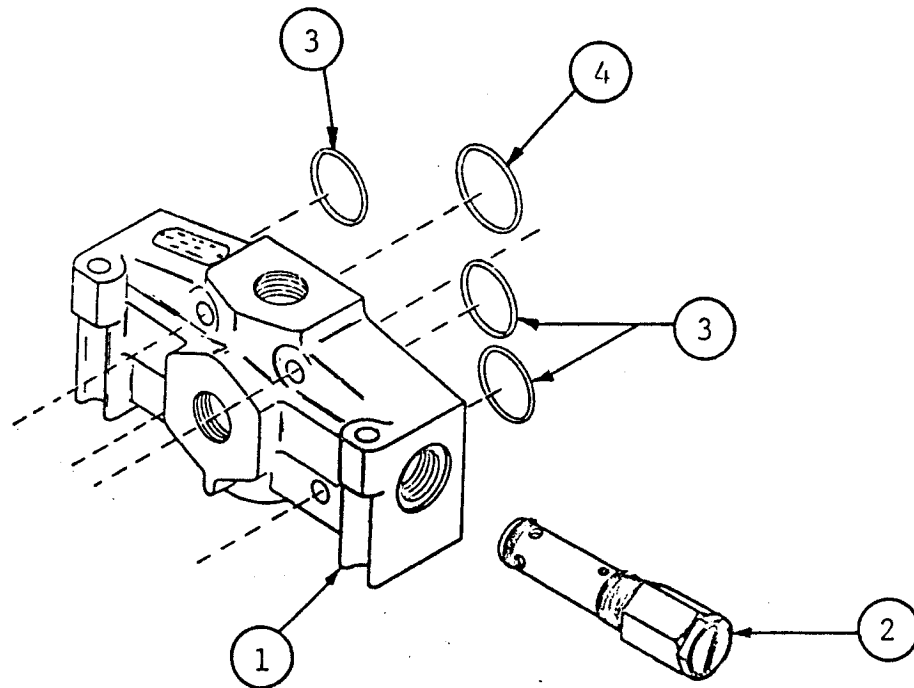


PLATE M 5350  
VALVE SECTION, INLET

ITEM	PART NUMBER	QTY	DESCRIPTION
-	630100 M1	1	VALVE SECTION (CONSISTS OF ITEMS 1-4)
1	630019	1	HOUSING
2	630005	1	RELIEF VALVE CARTRIDGE
3	630011	3	O-RING
4	630012	1	O-RING

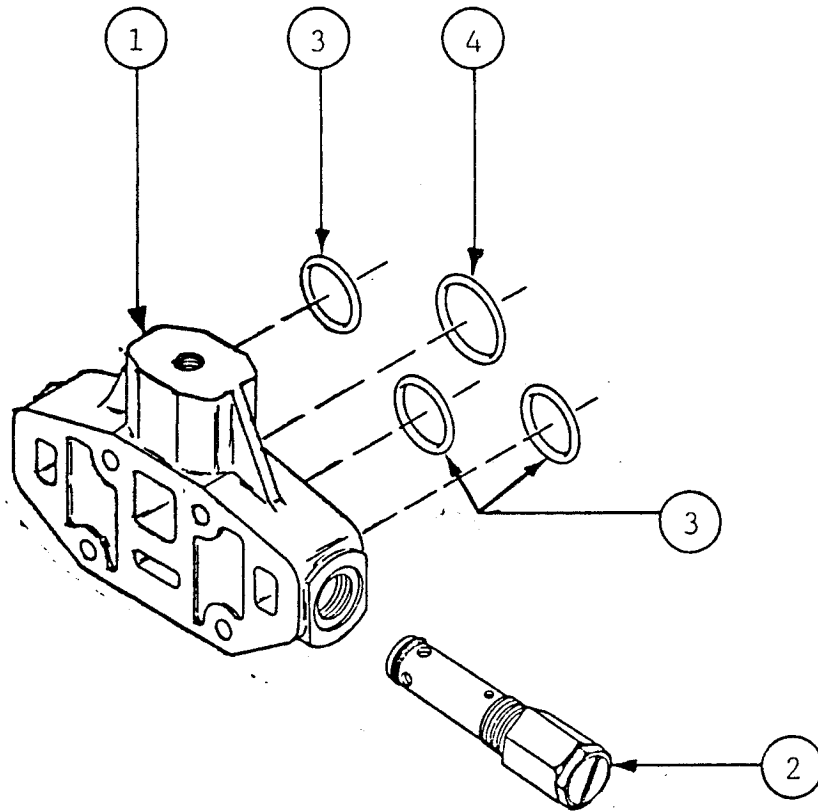


PLATE M 5351  
VALVE SECTION, MID INLET

ITEM	PART NUMBER	QTY	DESCRIPTION
-	630102M1	1	VALVE SECTION (CONSISTS OF ITEMS 1-4)
1	630007	1	HOUSING
2	630005	1	RELIEF VALVE CARTRIDGE
3	630011	3	O-RING
4	630012	1	O-RING



PLATE M 5352

ALT. A

8-01-86

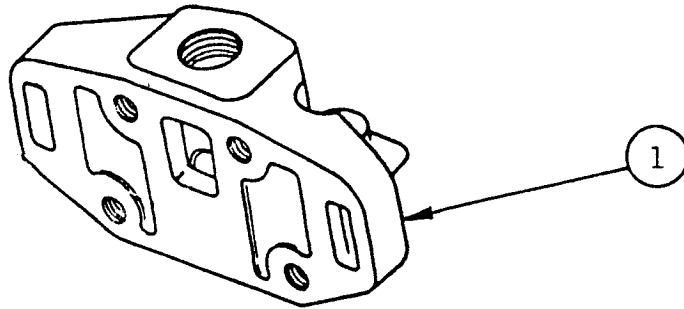


PLATE M 5352  
VALVE SECTION, OUTLET

ITEM	PART NUMBER	QTY	DESCRIPTION
1	630103M1	1	VALVE SECTION

PLATE M 5353

ALT. A

8-01-86

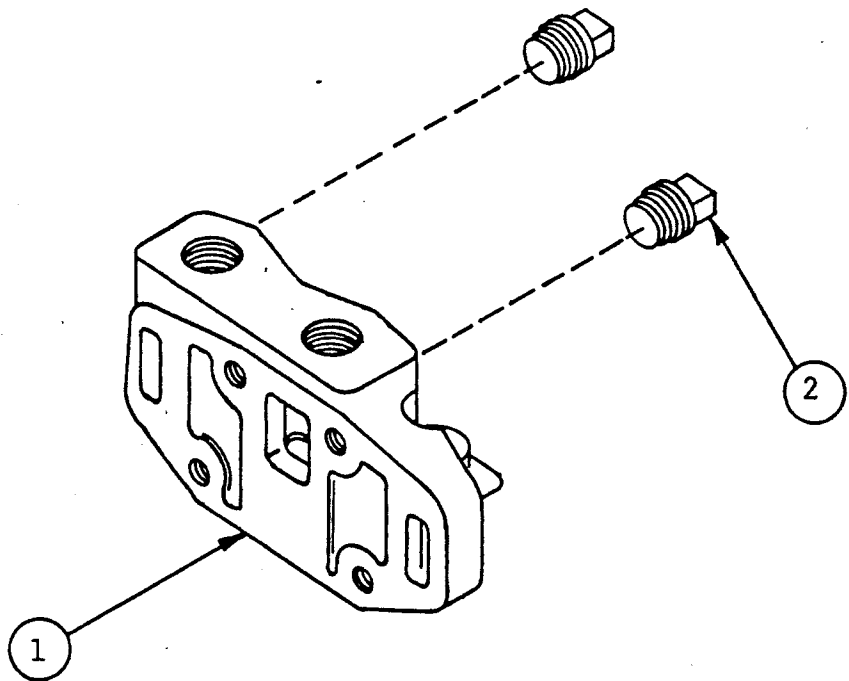


PLATE M 5353  
VALVE SECTION, OUTLET

ITEM	PART NUMBER	QTY	DESCRIPTION
-	630104M1	1	VALVE SECTION (CONSISTS OF ITEMS 1 & 2)
1	630027	1	HOUSING
2	630311	2	PIPE PLUG, 1/2 N.P.T.

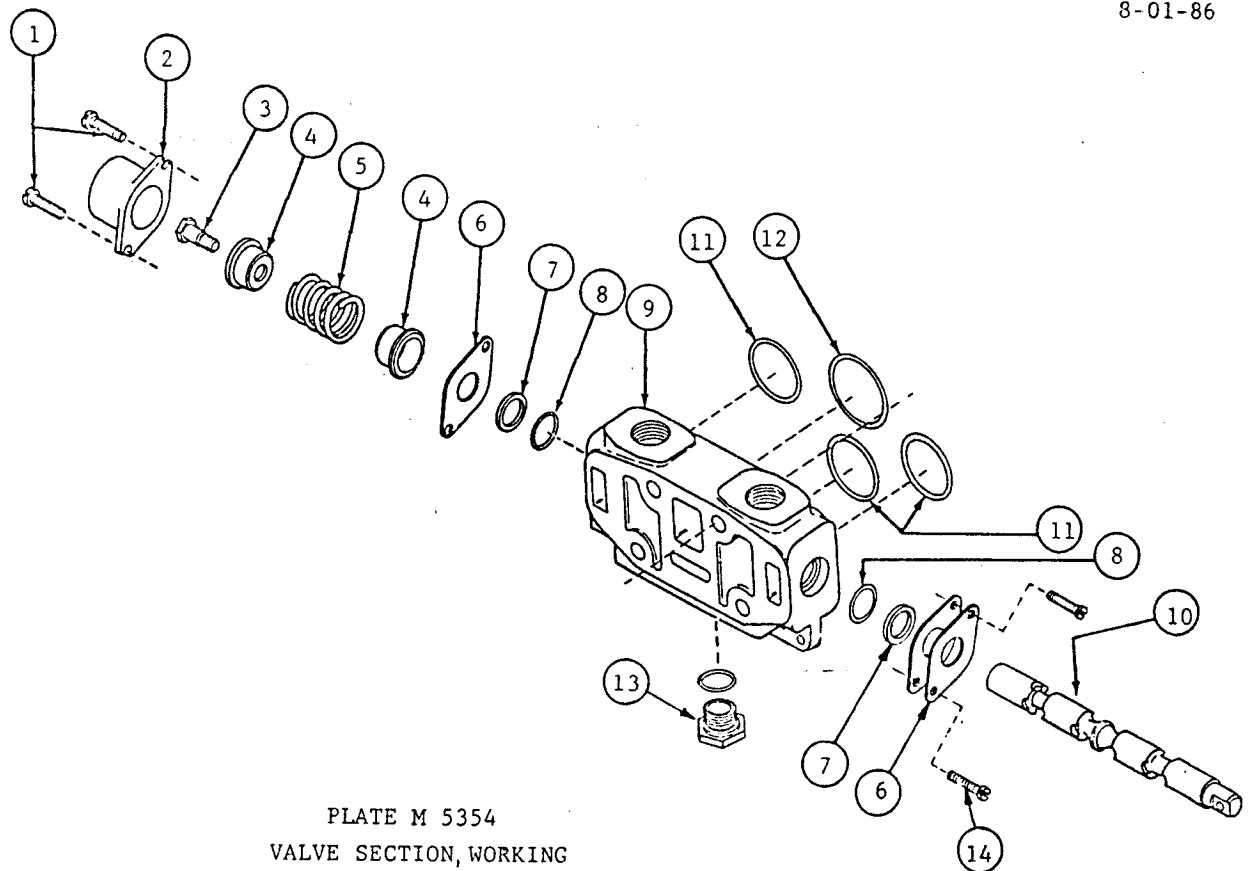
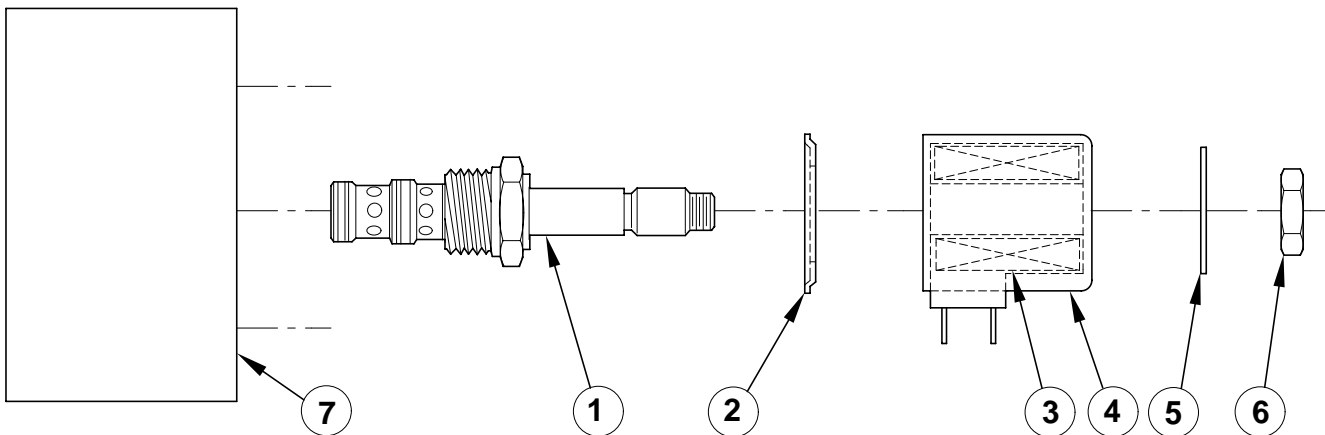


PLATE M 5354  
VALVE SECTION, WORKING

ITEM	PART NUMBER	QTY	DESCRIPTION
-	630107M1	1	VALVE SECTION (CONSISTS OF ITEMS 1-14)
1	630022	2	SCREW, FILISTER HEAD
2	630001	1	VALVE CAP
3	630009	1	STRIPPER BOLT
4	630008	2	SPRING GUIDE
5	630299	1	SPRING
6	630016	3	RETAINING PLATE
7	630298	2	BACK-UP RING
8	630014	2	O-RING SEAL
9	630302	1	HOUSING [NSS] <b>USE VALVE SECTION</b>
10	630297	1	SPOOL [NSS]
11	630011	3	O-RING SEAL
12	630012	1	O-RING SEAL
13	630300	1	PLUG, HEX SOCKET WITH "O"-RING
14	630301	2	SCREW, FILISTER HEAD

NSS - NOT SOLD SEPARATELY

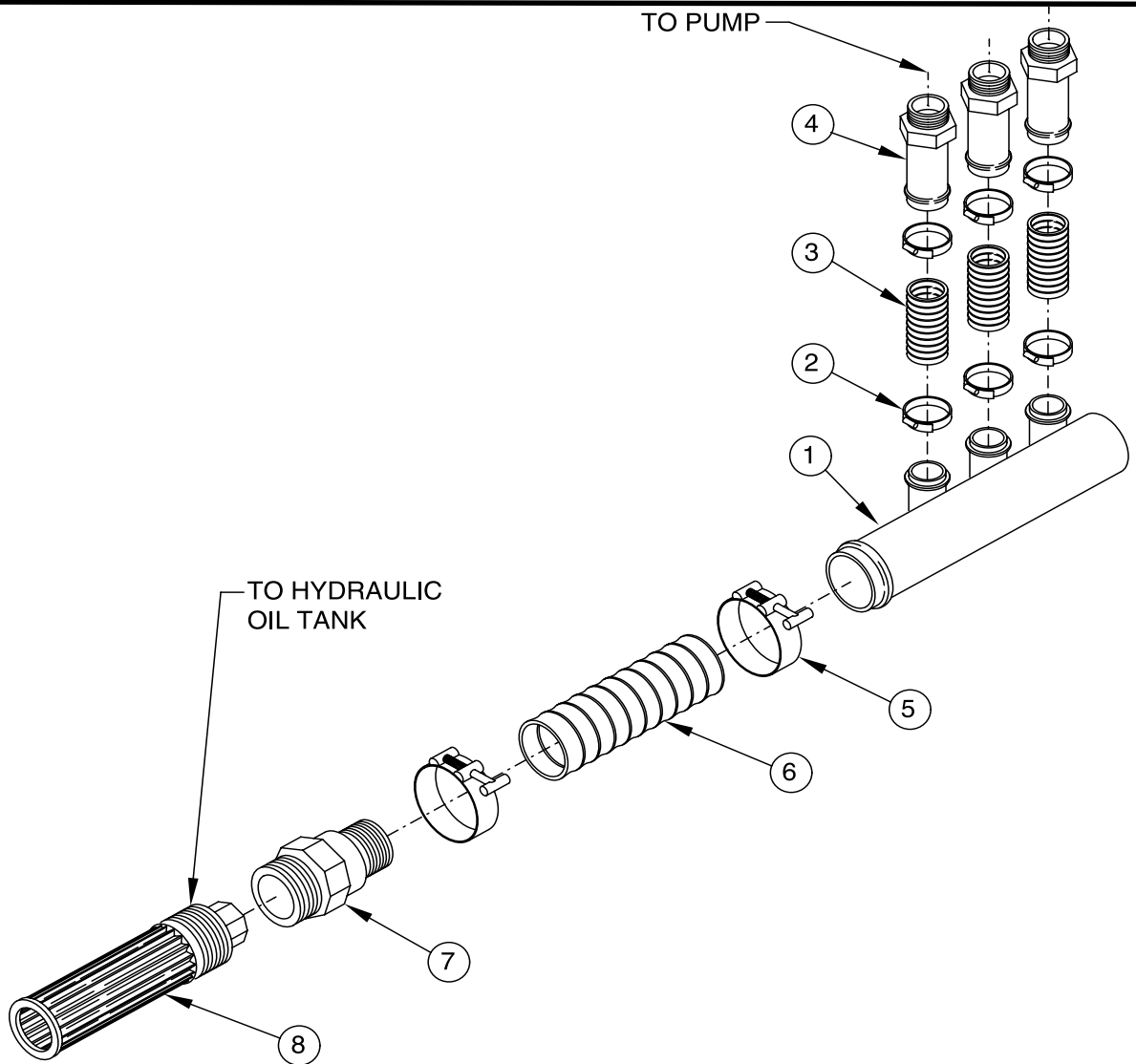
100, 150, 200, 300, 500 BFM  
 30, 40, 50, 80, 100 ISL



**PLATE M 5357  
 VALVE, SOLENOID, DIRECTIONAL CONTROL**

ITEM	PART NO.	QTY	DESCRIPTION
--	700705	1	VALVE ASSEMBLY, SOLENOID (INCLUDES THE FOLLOWING)
1	601572	6	VALVE ASSEMBLY <b>INCLUDES ITEMS 2-6</b>
2	601567	6	COVER PLATE
3	602867	6	SOLENOID COIL
4	602868	6	COIL HOUSING
5	NSS*	6	NAME PLATE
6	601570	6	NUT
7	NSS*	1	VALVE BODY
--	700897	6	SEAL KIT <b>NO LONGER AVAILABLE, USE #601572</b>
--	701553	6	COIL HOUSING KIT (CONSISTS OF ITEMS 2, 4, 5, 6)
*	NSS		NOT SOLD SEPARATELY

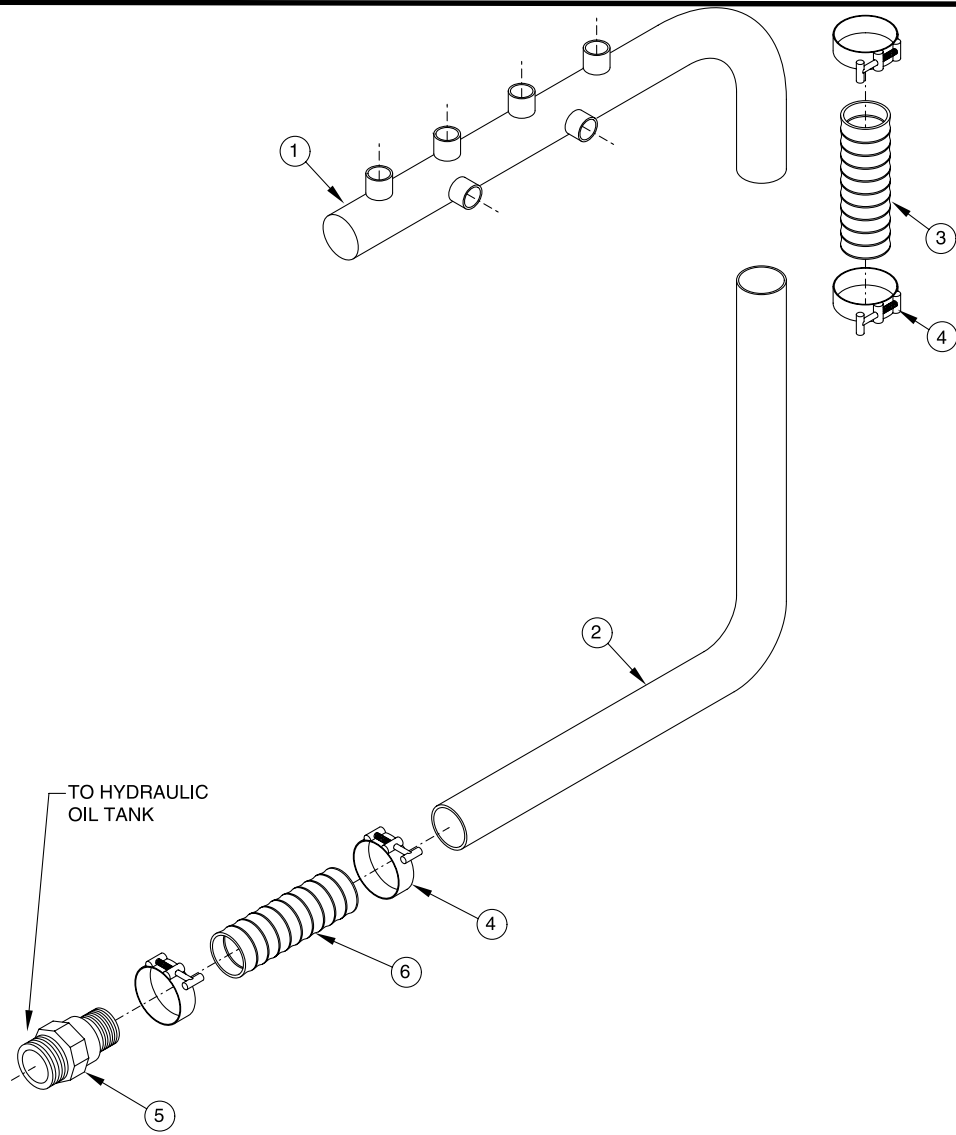
150 AMO & 150 AMO-ST  
 200, 300 BFM & BFMII  
 900494



**PLATE M 5361  
 SUCTION MANIFOLD**

ITEM	PART NO.	QTY.	DESCRIPTION
1	700702	1	SUCTION MANIFOLD
2	214-352	6	CLAMP, HOSE
3	600906	3	HOSE, 1.50 x 5.12
4	217-174	3	BEADED INSERT
5	214-379	2	CLAMP, HOSE
6	601252	1	HOSE, 3 x 10.50
7	601074M1	1	ADAPTER
8	602401	1	TANK FILTER

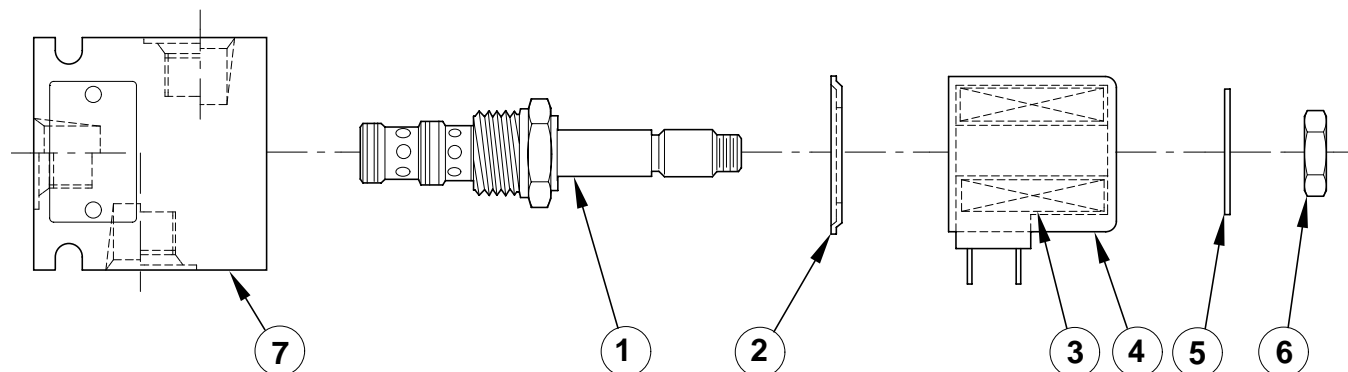
150 AMO & 150 AMO-ST  
 200, 300 BFM & BFMII  
 900493



**PLATE M 5362  
 RETURNS MANIFOLD**

ITEM	PART NO.	QTY.	DESCRIPTION
1	850692	1	RETURNS MANIFOLD
2	601198	1	TUBE
3	601252	1	HOSE, 3 x 9.00
4	214-379	4	CLAMP, HOSE
5	601074M1	1	ADAPTER
6	601252	1	HOSE, 3 x 10.50

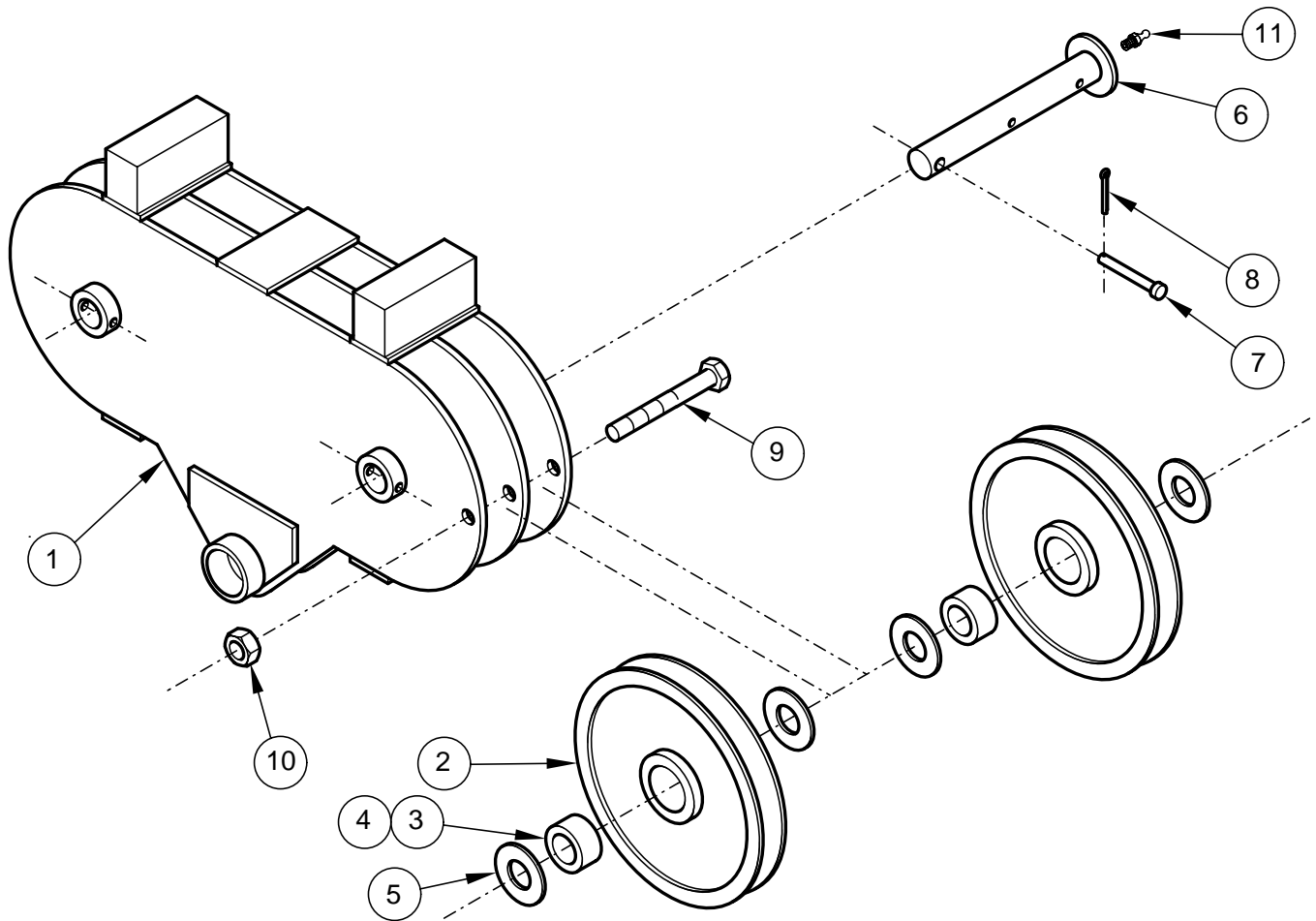
80, 150, 200, 300, 500 BFM



**PLATE M 5419  
 VALVE, SOLENOID**

ITEM	PART NO.	QTY	DESCRIPTION
--	701147	1	VALVE ASSEMBLY, SOLENOID (INCLUDES THE FOLLOWING)
1	601572	1	VALVE ASSEMBLY
2	601567	1	COVER PLATE
3	602867	1	SOLENOID COIL
4	602868	1	COIL HOUSING
5	NSS*	1	NAME PLATE
6	601570	1	NUT
7	601982	1	VALVE BODY
--	700897	1	SEAL KIT <b>NO LONGER AVAILABLE, USE #601572</b>
--	701553	1	COIL HOUSING KIT (CONSISTS OF ITEMS 2, 4, 5, 6)
*	NSS		NOT SOLD SEPARATELY

200 BFM 854636 200 BFM  
 300 BFM 854090 300 BFM & BFMII  
 300 SL 854531 300 SL

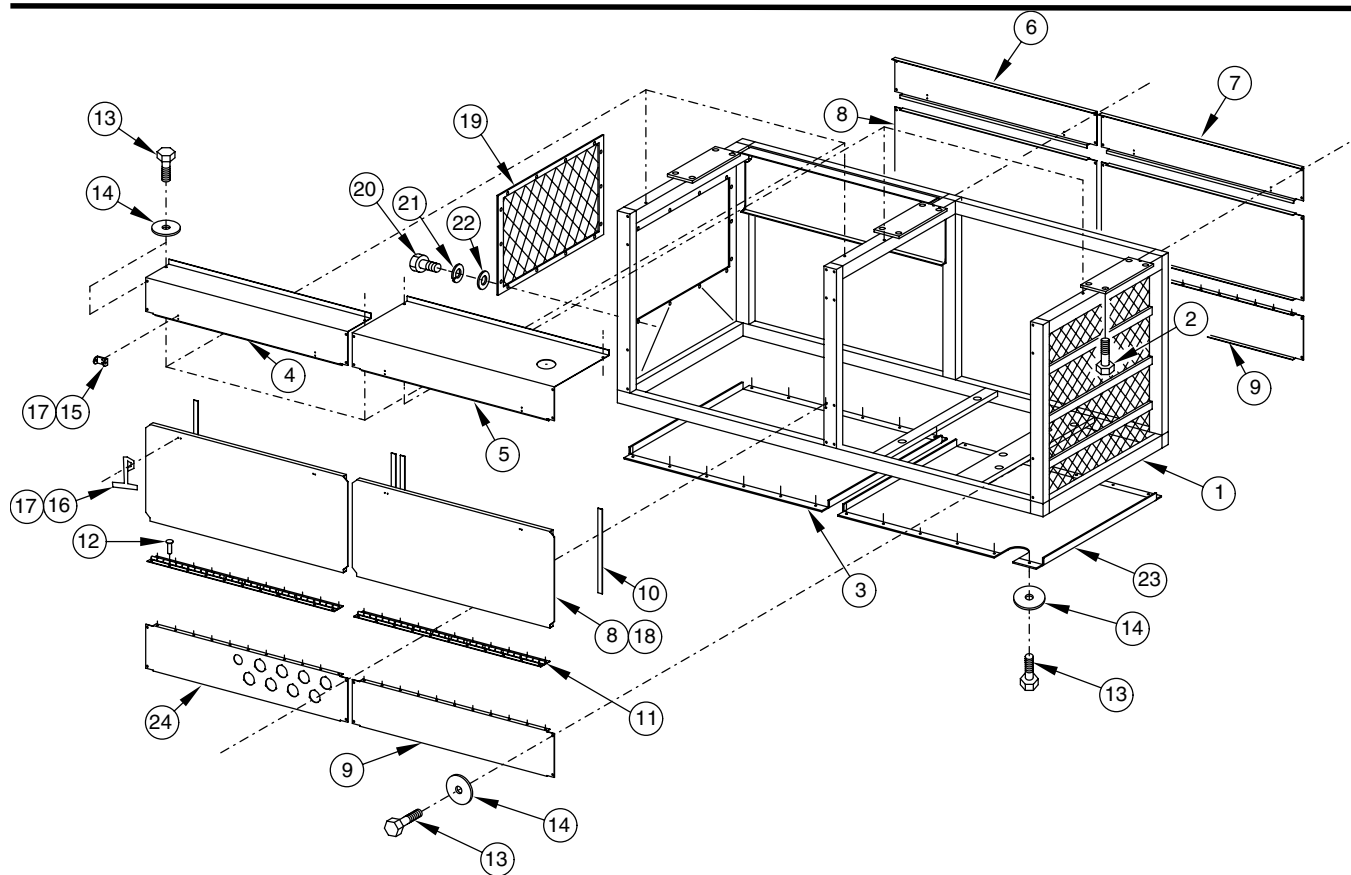


**PLATE M 5432  
 BLOCK ASSEMBLY, LOWER**

ITEM	PART NO.	QTY.	DESCRIPTION
1	853812	1	FRAME, LOWER BLOCK
2	500671	4	SHEAVE
3	600939	4	ROLLER BEARING, OUTER RING
4	102713	4	ROLLER BEARING, INNER RING
5	601149	8	THRUST WASHER
6	701271	2	PIN
7	137-90	2	CLEVIS PIN
8	132-46	2	COTTER PIN
9	113-255	2	BOLT
10	131-463	2	NUT, S.L.
11	219-1	2	LUBE FITTING



200, 300 BFM  
 856269 ENGINE COMPT FRAME  
 854102 E. COMPT ENCL  
 851934 SOUND RED OPTION



**PLATE M 5440  
 ENGINE COMPARTMENT  
 W/ JOHN DEERE ENGINES**

ITEM	PART NO.	QTY	DESCRIPTION
1	850672	1	ENGINE COMPARTMENT FRAME
2	2542	12	BOLT
3	856676	1	DRIP PAN, REAR
4	800400	1	PANEL, UPPER
5	800402	1	PANEL, UPPER
6	800399	1	PANEL, UPPER
7	801413	1	PANEL, UPPER
8	800397	4	PANEL, CENTER
9	800396	3	PANEL, LOWER
10	606625-38	6	GASKET
11	702330	4	HINGE
12	601116B	88	POP RIVET
13	2399SS	59	BOLT
14	7389SS	59	WASHER
15	75381SS	32	NUT, SELF LOCKING
16	601115	8	FLEXIBLE DRAW LATCH
17	14514SS	32	MACHINE SCREW
18	610408	33'	ACOUSTICAL FOAM (OPTION)
19	704964	1	GRILLE (FURN. W/ COMPT.)
20	2349	14	BOLT (FURN. W/ COMPT.)
21	4396	14	LOCKWASHER (FURN. W/ COMPT.)
22	7383	14	WASHER (FURN. W/ COMPT.)
23	1100956	1	DRIP PAN, FRONT
24	800704	1	PANEL, LOWER

200, 300 BFM  
851168

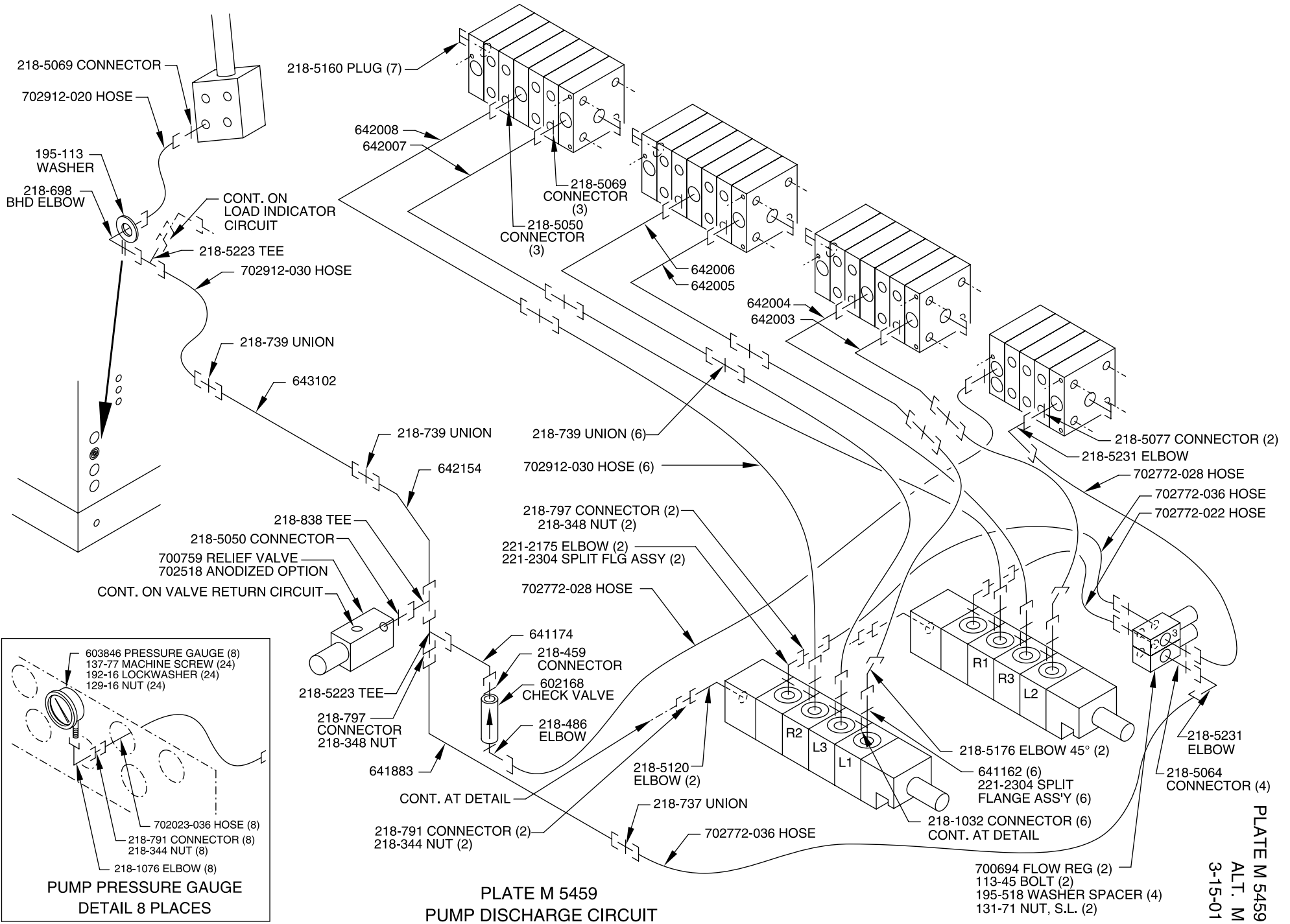


PLATE M 5459  
PUMP DISCHARGE CIRCUIT

PUMP PRESSURE GAUGE  
DETAIL 8 PLACES

PLATE M 5459  
ALT. M  
3-15-01

700694 FLOW REG (2)  
113-45 BOLT (2)  
195-518 WASHER SPACER (4)  
131-71 NUT, S.L. (2)

CONT. ON VALVE RETURN CIRCUIT

CONT. ON LOAD INDICATOR CIRCUIT

CONT. AT DETAIL

CONT. AT DETAIL

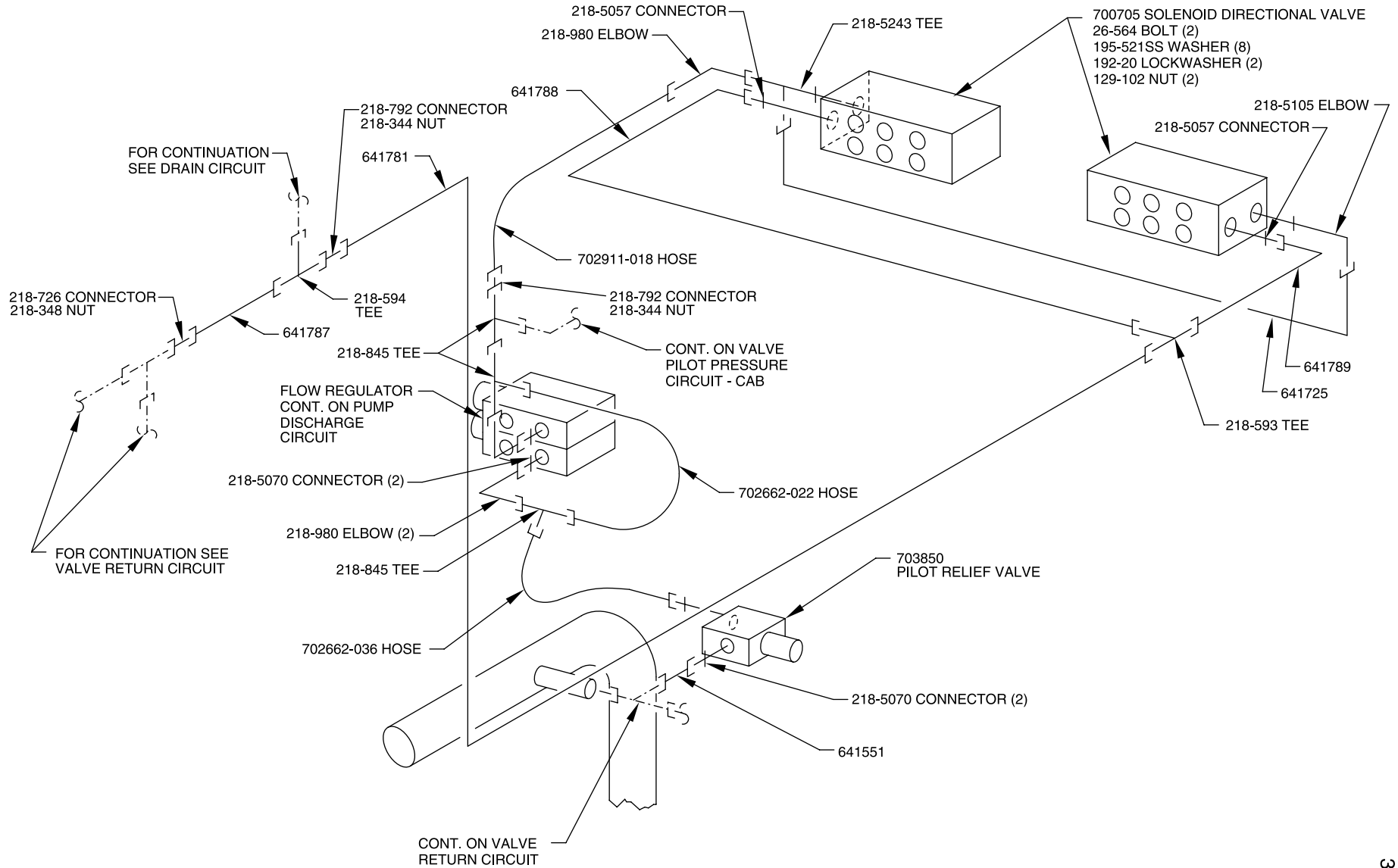
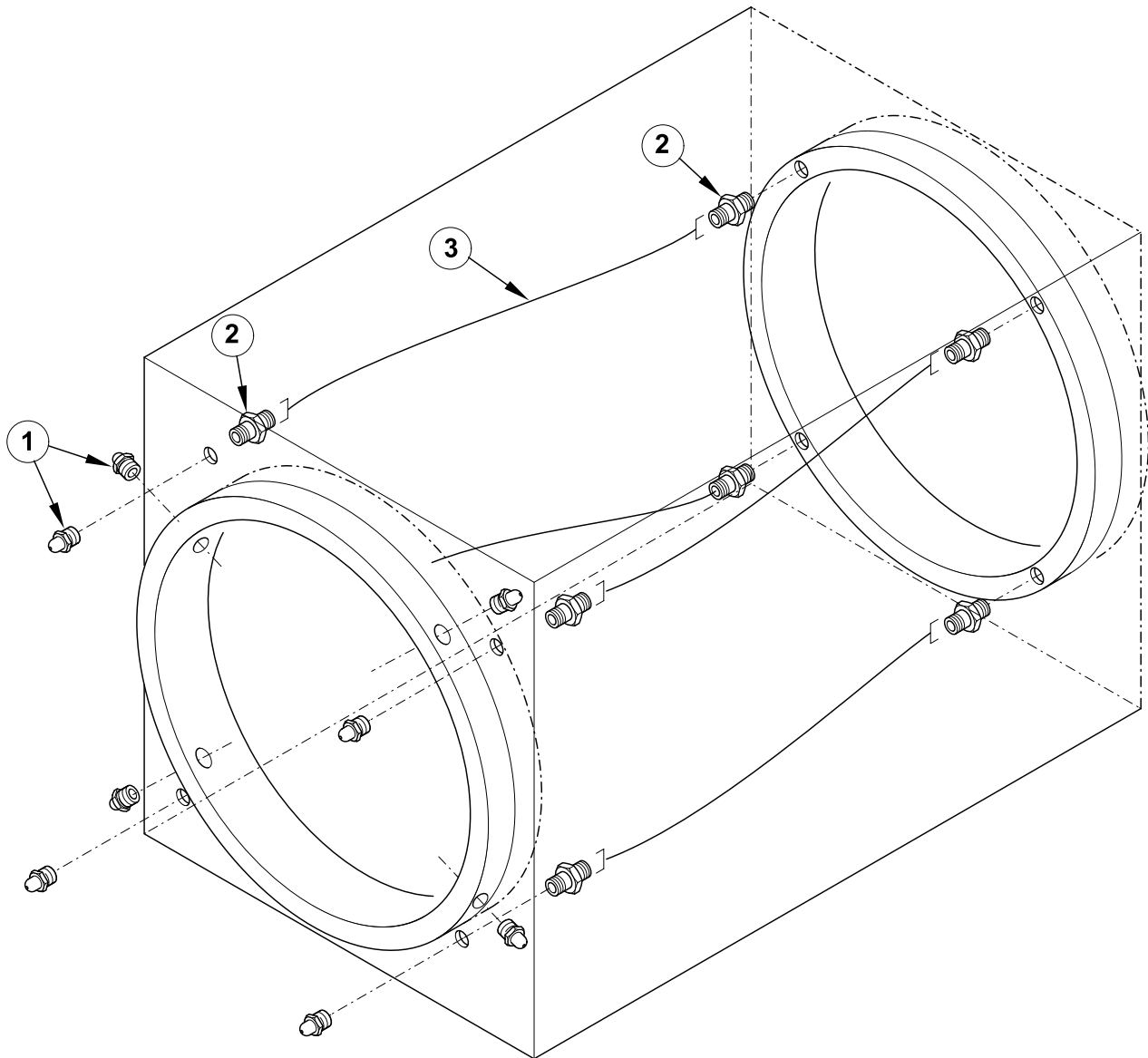


PLATE M 5461  
VALVE PILOT PRESSURE CIRCUIT  
ENGINE COMPARTMENT

200 - 300 BFM & BFMIII  
 851160



**PLATE M 5467**  
**CIRCUIT, LUBRICATION, TRUNNION**

ITEM	PART NO.	QTY.	DESCRIPTION
1	219-1	8	LUBE FITTING
2	218-441	8	CONNECTOR
3	702023-056	4	HOSE

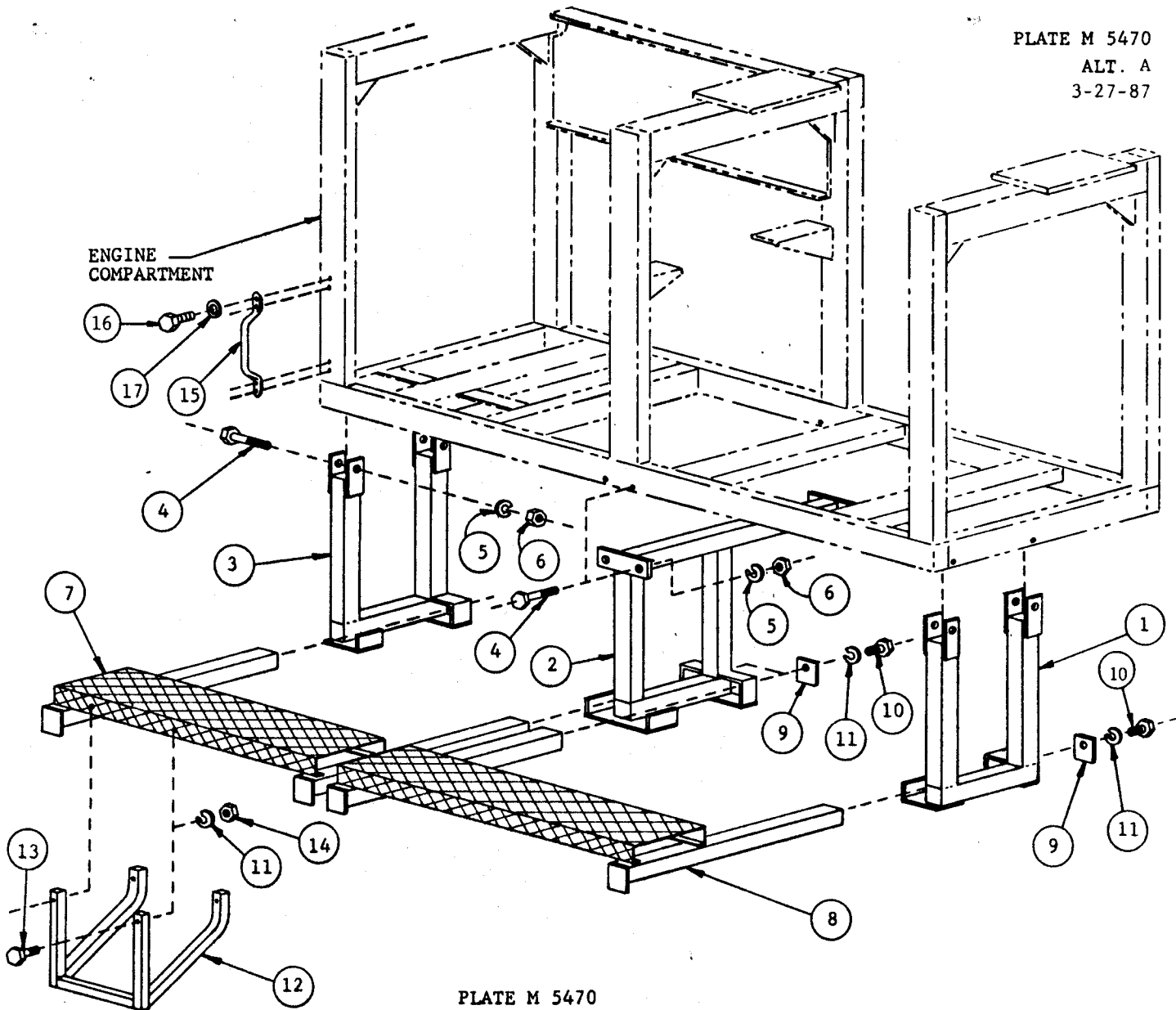
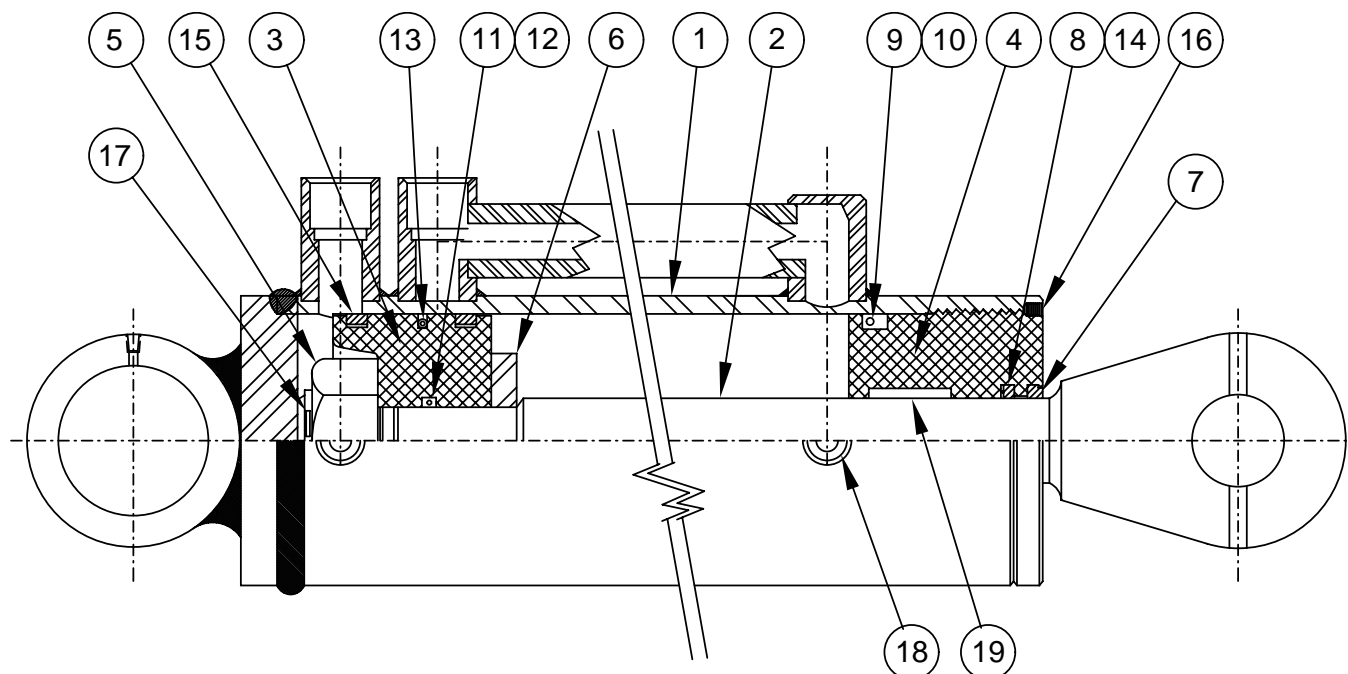


PLATE M 5470  
SERVICE PLATFORM

ITEM	PART NUMBER	QTY.	DESCRIPTION
1	800663	1	SERVICE PLATFORM SUPPORT - FRONT
2	800665	1	SERVICE PLATFORM SUPPORT - CENTER
3	800664	1	SERVICE PLATFORM SUPPORT - REAR
4	2474	8	BOLT
5	4399	8	LOCKWASHER
6	4224	8	NUT
7	800662	1	PLATFORM
8	800661	1	PLATFORM
9	602189	4	RETAINER
10	2400	4	BOLT
11	4397	8	LOCKWASHER
12	800660	1	LADDER
13	2404	4	BOLT
14	4222	4	NUT
15	602642	1	HANDLE
16	2350	4	BOLT
17	4395	4	LOCKWASHER

200BFM  
 STEERING LINKAGE

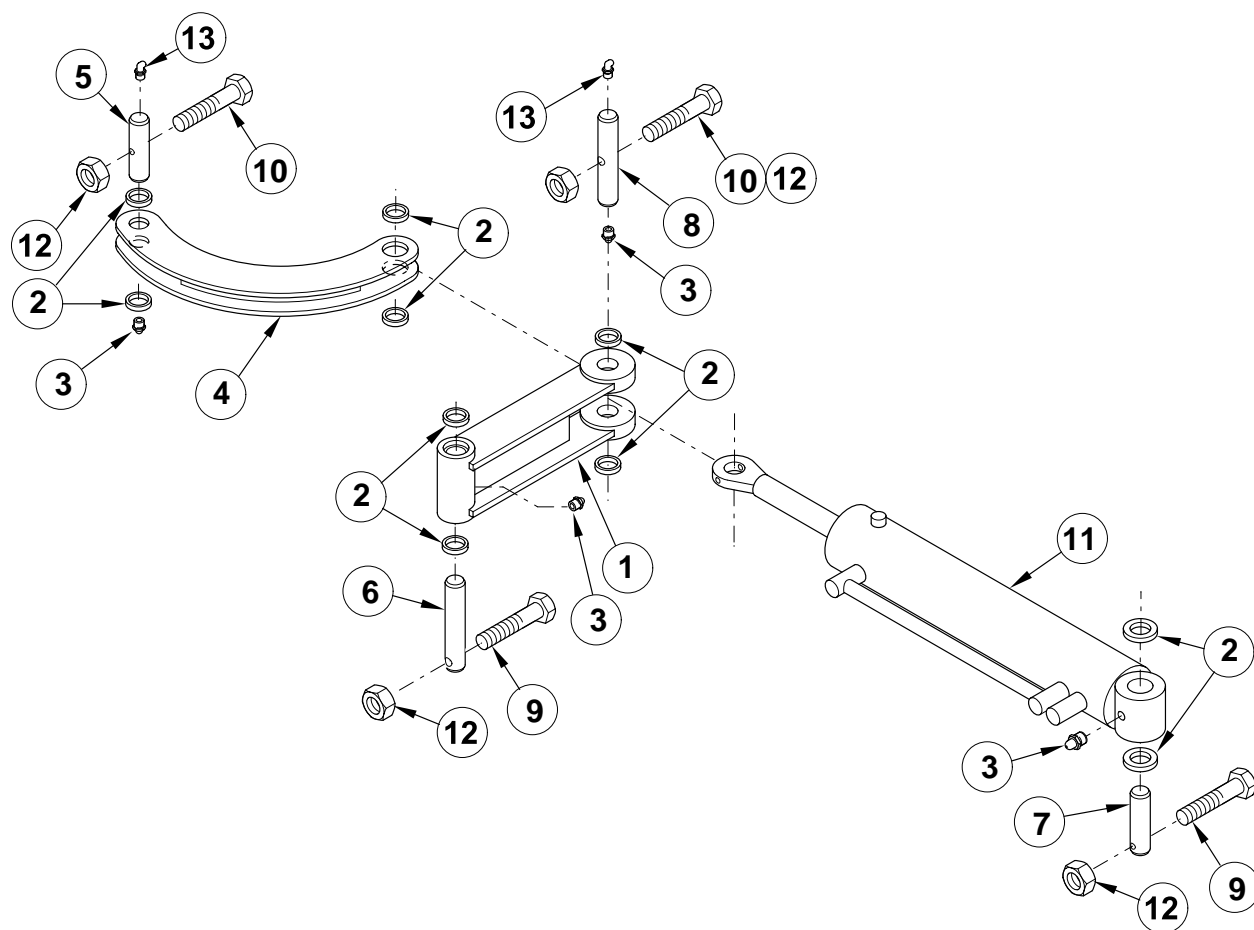


**PLATE M 5476**  
**HYDRAULIC CYLINDER, DOUBLE ACTING**  
**7-1/2" BORE, 3-1/2" ROD, 32" STROKE**

ITEM	PART NO.	QTY	DESCRIPTION
--	851276M2	1	CYLINDER (CONSISTS OF ITEMS 1 - 17)
1	650241	1	CASE ASSEMBLY
2	650236	1	SHAFT ASSEMBLY, CHROME PLATED
3	1902563	1	PISTON
4	1902562	1	HEAD GLAND
5	650245	1	PISTON NUT
6	650246	1	THRUST PLATE
7	1902630	1	WIPER
8	1902631	1	U-CUP, TYPE B
9	1902634	1	O-RING, STATIC PISTON
10	1902633	1	BACKUP, STATIC PISTON
11	1902636	1	O-RING, STATIC PISTON
12	1902635	2	BACKUP, STATIC PISTON
13	1902560	1	PISTON SEAL, T.F.E.
14	1902632	1	UCB
15	1902638	2	PISTON RINGS
16	650190	1	SET SCREW, SOCKET HEAD
17	132-258	1	COTTER PIN
18	218-5207	4	METAL PLUG, 7/16-20 SAE
19	1902564	2	RING
--	1902561	1	SEAL KIT, SOFT (CONSISTS OF ITEMS 7 - 14 & 18)

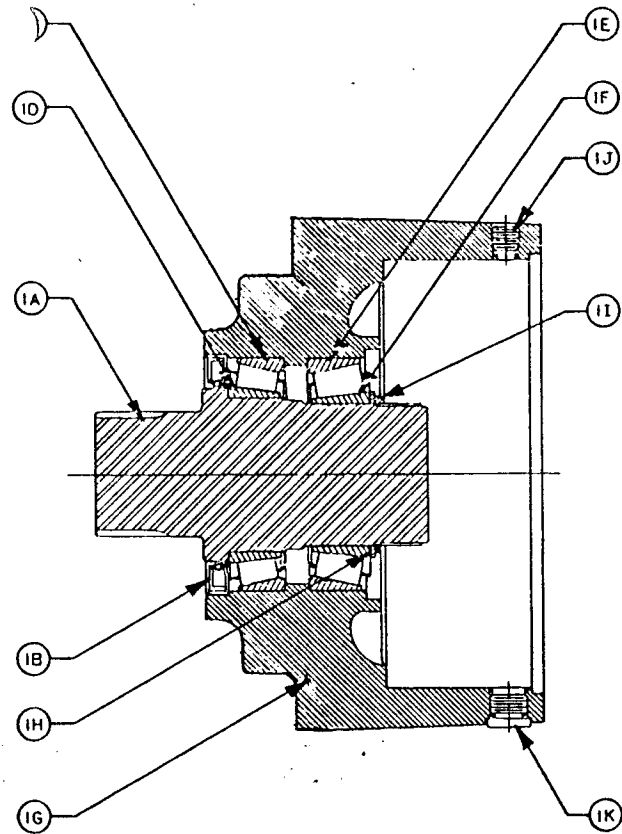


200 BFM  
 901450 STEERING LINKAGE, NARROW  
 851154 STEERING LINKAGE, STANDARD 88° - 47°  
 900272 STEERING LINKAGE, WIDE 88°-39°  
 901124 STAINLESS STEEL CYLINDERS

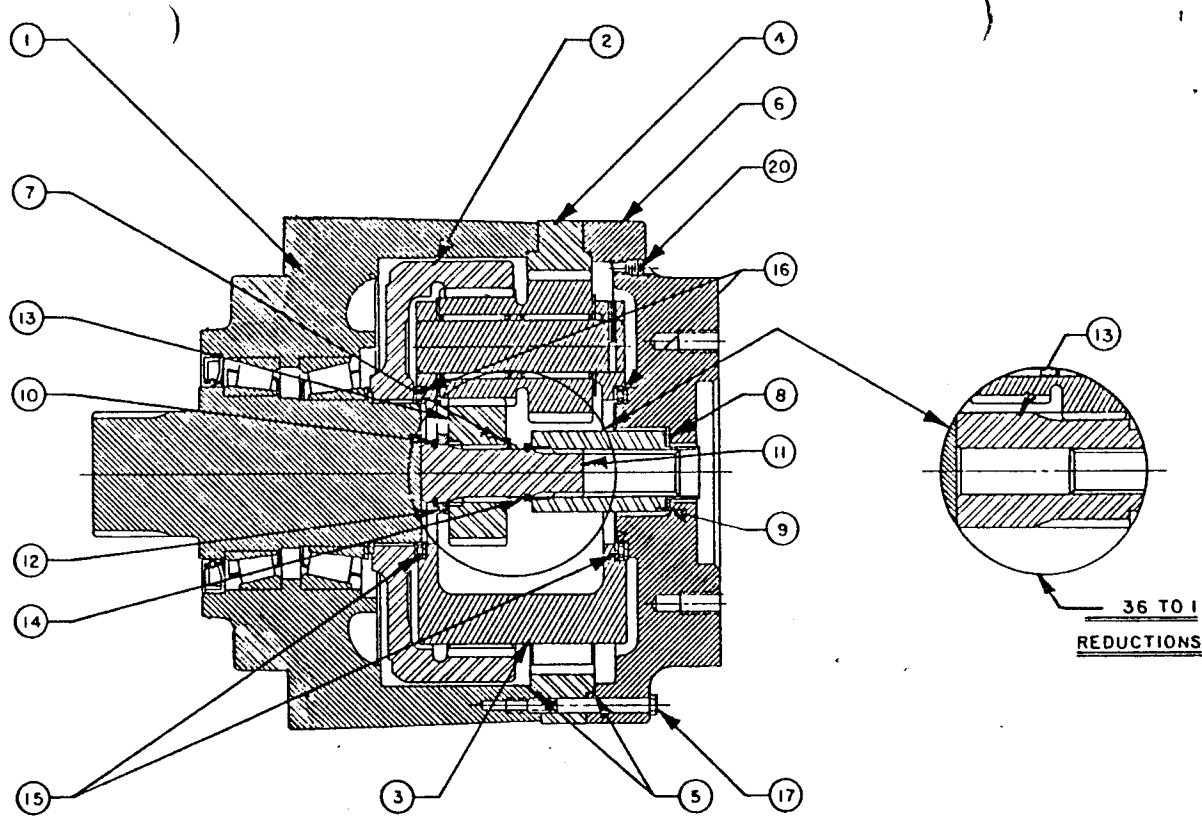


**PLATE M 5477  
 STEERING LINKAGE**

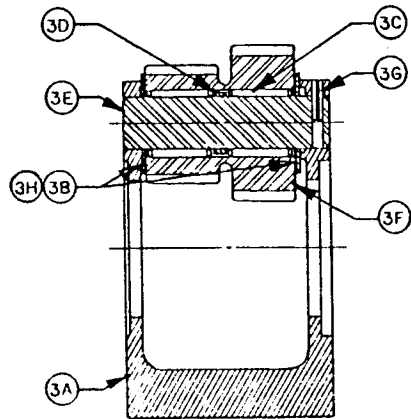
ITEM	PART NO.	QTY	DESCRIPTION
1	1102539	1	LEVER, NARROW UNITS, 88° - 52.4°
1	800606	1	LEVER, STANDARD UNITS, 90° - 45.6°
1	703537	1	LEVER, WIDE UNITS, 87.5° - 39.1°
2	601947	10	BUSHING
3	219-1	4	LUBE FITTING
4	703536	1	LINK
5	701168	1	PIN
6	701169	1	PIN
7	701170	1	PIN
8	701171M1	1	PIN
9	113-436	2	BOLT
10	113-448	2	BOLT
11	851276M2	1	HYDRAULIC CYLINDER, CHROME ROD
11	853902M2	1	HYDRAULIC CYLINDER, STAINLESS STEEL ROD
12	131-10	4	NUT, SELF LOCKING
13	219-55	2	LUBE FITTING, 90°



HUB-SHAFT SUBASSEMBLY



COMPLETE ASSEMBLY



CARRIER SUBASSEMBLY

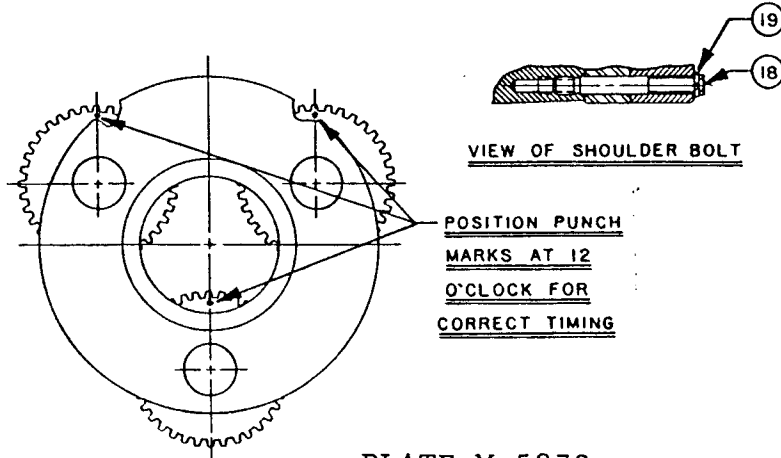


PLATE M 5870  
GEAR REDUCER

PLATE M 5870  
ALT. A  
4-03-87



PLATE M 5870  
DRIVE WHEEL GEAR REDUCER

ITEM	PART NUMBER	QTY	DESCRIPTION
--	700545M1	1	GEAR REDUCER (CONSISTS OF THE FOLLOWING)
1	600973	1	HUB-SHAFT SUB-ASS'Y
1A	600974	1	OUTPUT SHAFT
1B	600975	1	SEAL
1C	600976	1	BEARING CUP
1D	600977	1	BEARING CONE
1E	600978	1	BEARING CUP
1F	600979	1	BEARING CONE
1G	600980	1	HUB
1H	600981	1	SPACER
1I	600982	1	RETAINING RING
1J	600983	1	PIPE PLUG
1K	600984	2	PLUG
2	600985	1	INTERNAL GEAR
3	603454	1	CARRIER SUB-ASSEMBLY
3A	600987	1	CARRIER
3B	603134	6	THRUST WASHER
3C	600989	84	NEEDLE ROLLER
3D	603135	3	SPACER
3E	600991	3	PINION SHAFT
3F	603457	3	CLUSTER GEAR
3G	600993	3	ROLL PIN
3H	603458	6	THRUST WASHER
4	600994	1	RING GEAR
5	600995	2	O-RING
6	600996	1	COVER
8	600997	1	THRUST WASHER
13	600998	1	INPUT GEAR
15	600999	4	THRUST WASHER
16	601000	2	THRUST BEARING
17	601001	8	BOLT
18	601002	4	SHOULDER BOLT
19	601003	4	LOCKWASHER
20	600983	1	PIPE PLUG

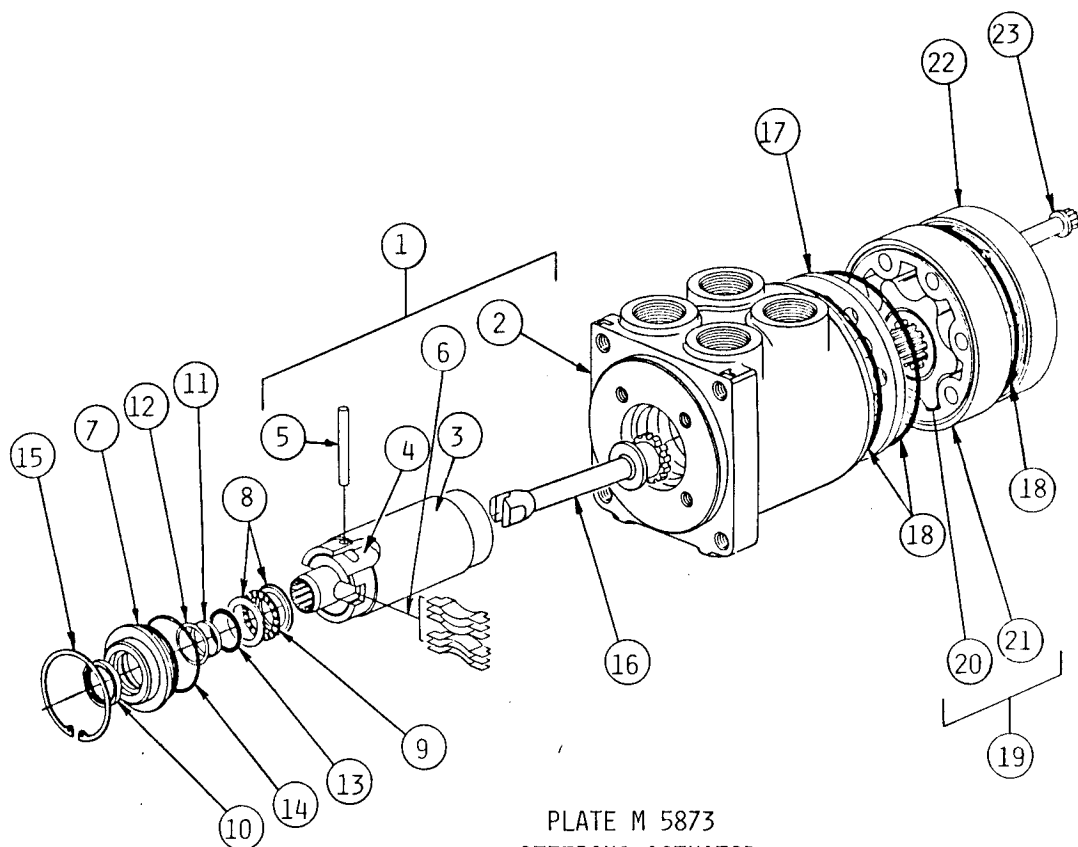


PLATE M 5873  
 STEERING ACTUATOR

ITEM	PART NUMBER	QTY	DESCRIPTION
--	602031M1	1	ACTUATOR ASSEMBLY (CONSISTS OF THE FOLLOWING)
1	603469	1	CONTROL PARTS ASSEMBLY (ITEMS 2, 3, 4, 5 & 6)
2	603470	1	HOUSING, VALVE
3	603471	1	SLEEVE, CONTROL
4	603472	1	SPOOL, CONTROL
5	603473	1	PIN
6	602293	8	SPRING, CENTERING
7	603474	1	RETAINER, FRONT
8	603475	2	RACE, BEARING
9	601483	1	BEARING, NEEDLE THRUST
10	601476	1	SEAL, DUST
11	603476	1	SEAL
12	603477	1	RING, BACK UP
13	603478	1	SEAL, O-RING
14	603479	1	SEAL, O-RING
15	602287	1	RING, RETAINING
16	603480	1	DRIVE
17	603481	1	PLATE, WEAR
18	603482	3	SEAL, O-RING
19	603483	1	GEROTOR SUB-ASSEMBLY (ITEMS 20 & 21)
20	603484	1	RING, GEROTOR
21	603485	1	STAR, GEROTOR
22	603486	1	CAP, END
23	603487	7	SCREW, CAP
--	603488	1	SEAL KIT (CONSISTS OF ITEMS 10, 11, 13, 14 & 18)

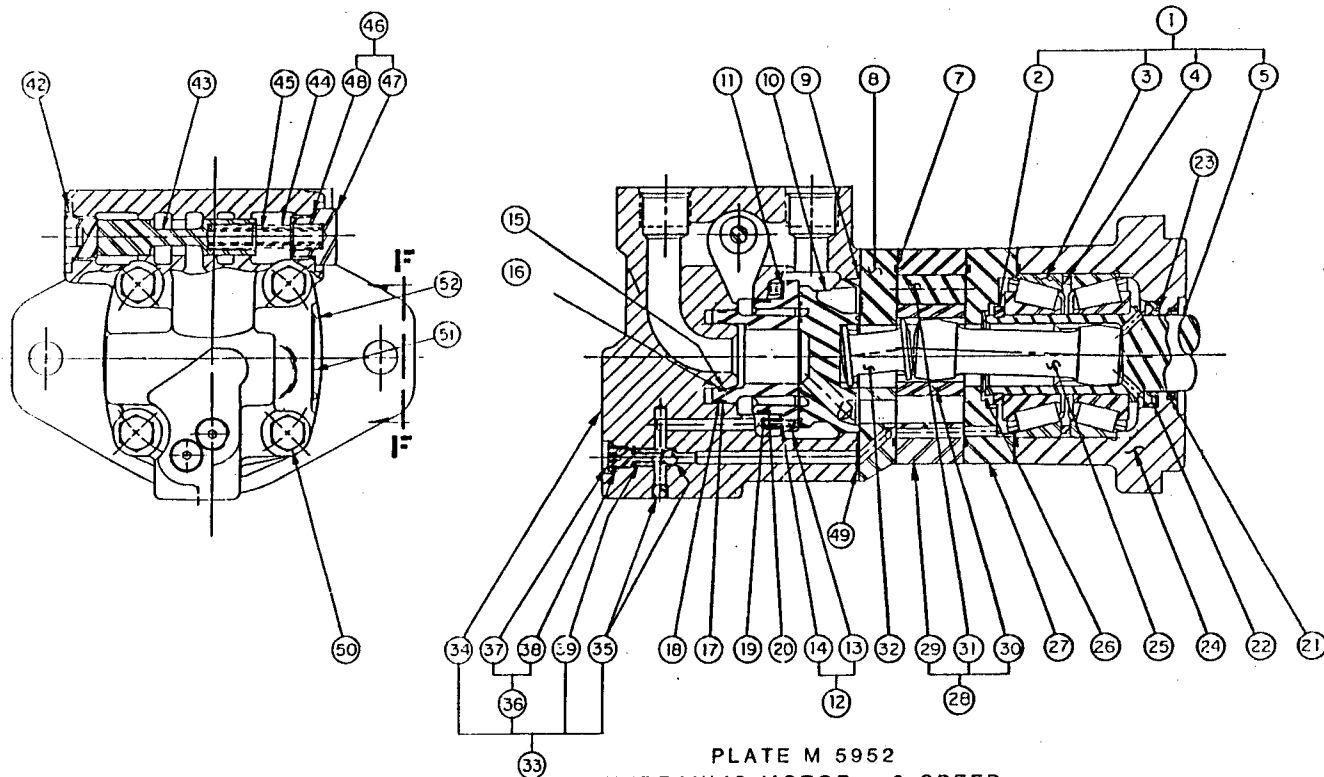


PLATE M 5952  
HYDRAULIC MOTOR - 2 SPEED

ITEM	PART NUMBER	QTY	DESCRIPTION	ITEM	PART NUMBER	QTY	DESCRIPTION
--	701815	1	MOTOR ASSEMBLY	30	603624	1	STAR, GEROLER
1	603609	1	SHAFT SUB-ASSEMBLY (CONSISTS OF ITEMS 2-5)	31	603625	7	ROLLER, GEROLER
2	603613	1	RING, RETAINER	32	603627	1	DRIVE, VALVE
3	603611	2	BEARING	33	606295	1	VALVE HOUSING SUB-ASSEMBLY (CONSISTS OF ITEMS 34-39)
4	603612	1	SPACER, BEARING	34	606296	1	HOUSING, VALVE
5	603610	1	SHAFT, OUTPUT	35	603892	4	BALL, STEEL
7	603614	3	SEAL	36	603894	2	PLUG, ASSEMBLY (CONSISTS OF ITEMS 37 & 38)
8	606281	1	PLATE, VALVE	37	606297	2	PLUG
9	606282	1	SEAL	38	606298	2	O-RING
10	606283	1	VALVE	39	603893	2	SPRING, COMPRESSION
11	603631	2	SPRING, COMPRESSION	41	603635	1	PLUG, SUB-ASSEMBLY
12	606284	1	BALANCING RING SUB-ASSEMBLY (CONSISTS OF ITEMS 13 & 14)	42	603895	1	PLUG, SUB-ASSEMBLY
13	606285	1	RING, BALANCING	43	606300	1	SPOOL, CONTROL
14	606286	2	PIPE, SPRING	44	606301	1	SPRING, COMPRESSION
15	606287	1	O-RING	45	606302	1	SPRING, COMPRESSION
16	606288	1	RING, BACK-UP	46	606303	1	PLUG, SUB-ASSEMBLY (CONSISTS OF ITEMS 47 & 48)
17	606289	1	O-RING	47	606304	1	PLUG, HEX. HD.
18	606290	1	RING, BACK-UP	48	606291	1	O-RING
19	603884	1	O-RING	49	606299	3	SEAL
20	606292	2	RING, BACK-UP	50	604965	4	BOLT, HEX. HD.
21	603615	1	SEAL	--	606615	1	SEAL KIT (CONSISTS OF ITEMS 7,9,15-24, 26,38 & 46-48)
22	603616	1	SEAL				
23	603617	1	WASHER, BACK-UP				
24	603618	1	HOUSING, BEARING				
25	603620	1	DRIVE				
26	603619	1	SEAL, FACE				
27	606293	1	PLATE, WEAR				
28	603622	1	GEROLER ASSEMBLY (CONSISTS OF ITEMS 29-31)				
29	606294	1	RING, GEROLER				

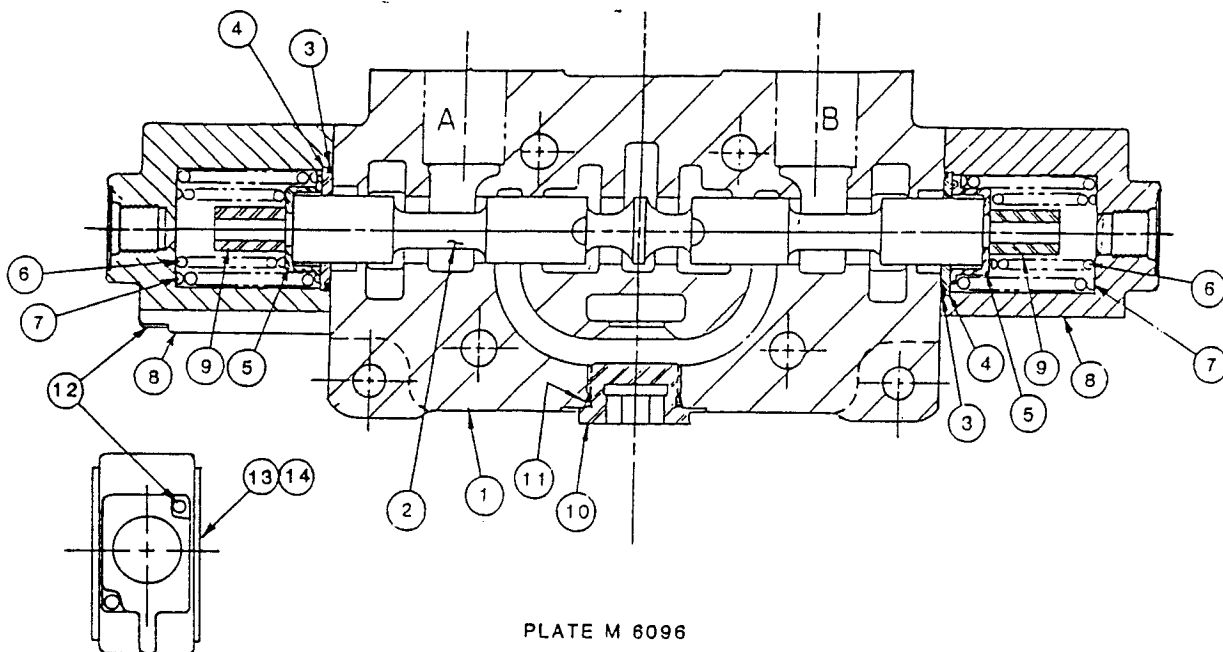


PLATE M 6096  
VALVE SECTION, WORKING

ITEM	PART NUMBER	QTY	DESCRIPTION
--	630312	1	VALVE SECTION, COMPLETE (CONSISTS OF THE FOLLOWING)
1	630302	1	HOUSING, 3/4" O.D.T.
2	630308	1	SPOOL, FIN
3	630121	2	"O" RING (1 7/16 x 1 5/16)
4	630396	2	PLATE, RETAINING
5	630395	2	GUIDE, SPRING
6	630394	2	SPRING, INNER
7	630393	2	SPRING, OUTER
8	630392	2	VALVE CAP, R/O
9	630391	2	STROKE SLEEVE
10	630300	1	PLUG, HEX. SOC., WITH "O" RING
11	NSS	1	"O" RING FURNISHED WITH PLUG
12	630123	4	CAPSCREW
13	630012	1	SEAL, SQ. SECTION (1 3/4" x 1 9/16)
14	630011	3	SEAL, SQ. SECTION (1 1/2" x 1 5/16)

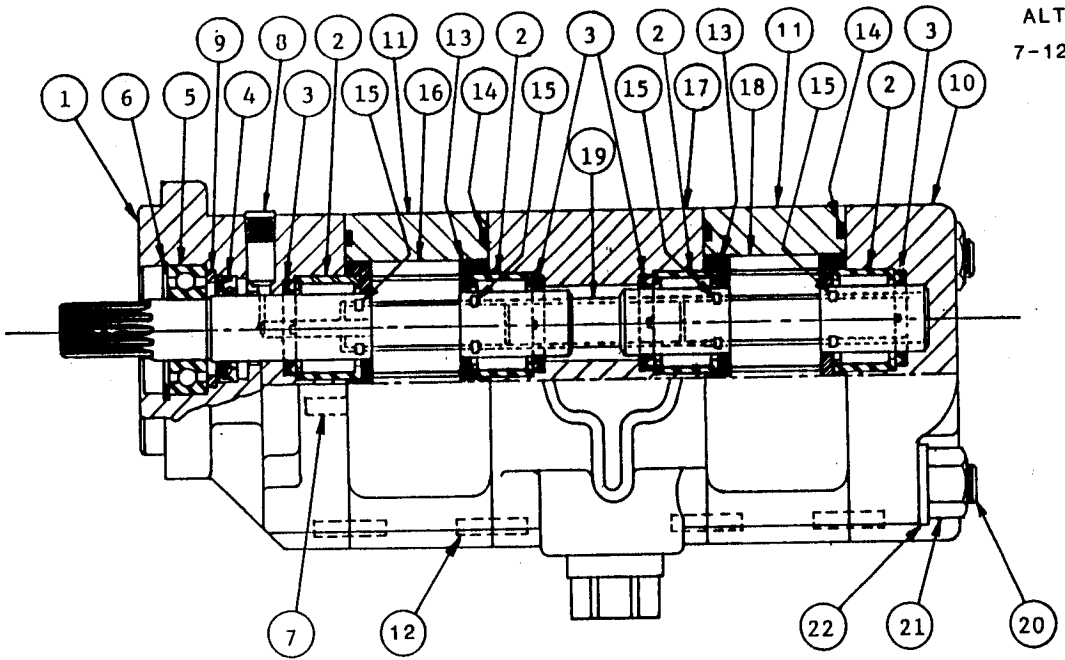


PLATE M 6170  
HYDRAULIC MOTOR - TWO SPEED

ITEM	PART NUMBER	QTY	DESCRIPTION
--	702070	1	HYDRAULIC MOTOR - CLOCKWISE ROTATION, RIGHT HAND ASSEMBLY (INCLUDES THE FOLLOWING)
1	630334	1	HOUSING, SHAFT END COVER
2	060066	8	ROLLER BEARING
3	630271	4	RING SEAL
4	630096	1	LIP SEAL
5	017238	1	BALL BEARING
6	013157M1	1	SNAP RING
7	061749	2	CHECK ASSEMBLY
8	630232	1	PIPE PLUG
9	630230	1	SEAL RETAINER
10	630335	1	HOUSING, PORT END COVER
11	630341	2	GEAR HOUSING
12	630340	8	DOWEL PIN
13	630273	4	THRUST PLATE
14	060072	4	GASKET SEAL
15	630229	24	POCKET SEAL (STRIP CUTS 12 SEALS)
16	630274	1	DRIVEN GEAR AND SHAFT GEAR (MATCHED SET)
17	630350	1	TWO SPEED BEARING CARRIER
18	630347	1	DRIVE GEAR AND DRIVEN GEAR (MATCHED SET)
19	630277	1	CONNECTING SHAFT
20	630345	4	STUD
21	016682	4	NUT
22	080754	4	WASHER
--	702295	1	SEAL KIT (ITEMS 3, 4, 5, 6, 9, 14 & 15)

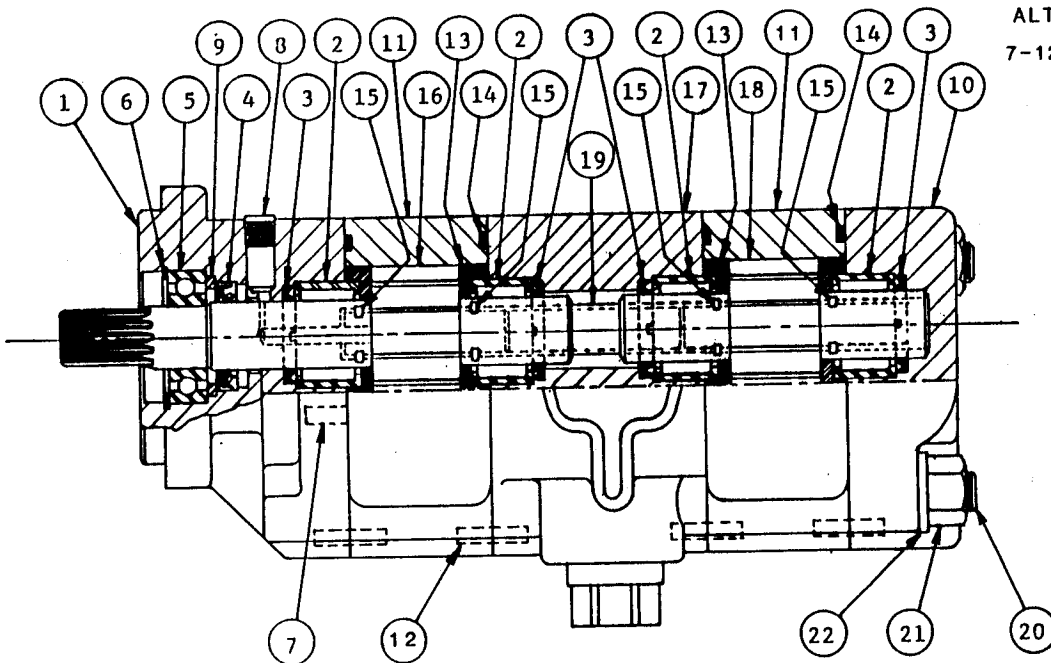
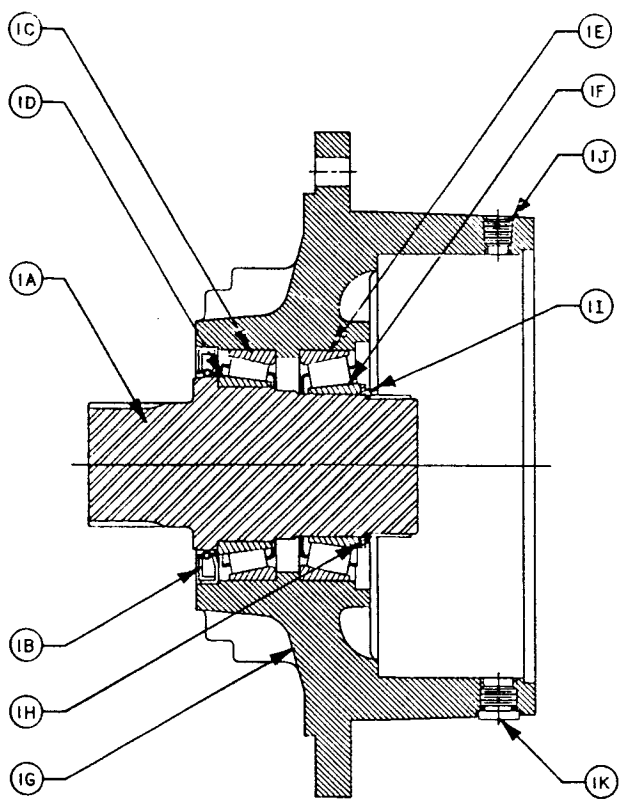
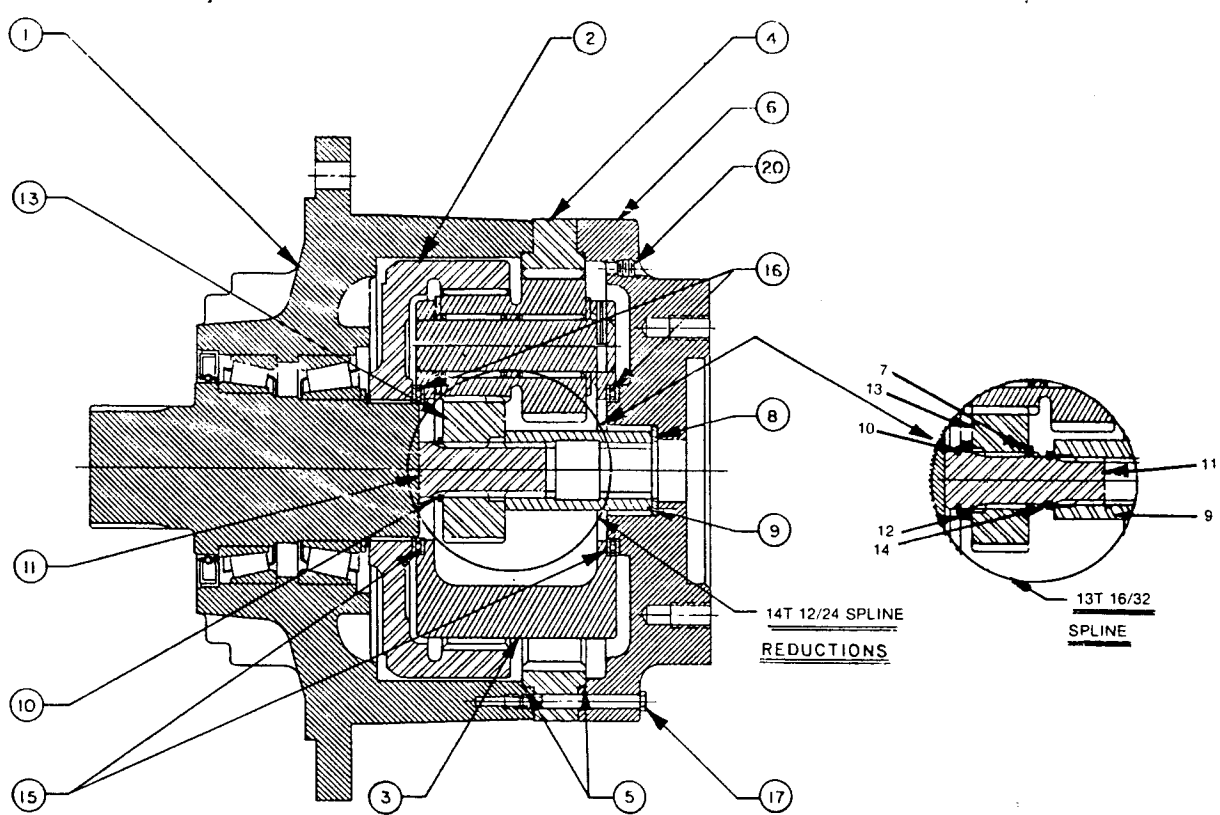


PLATE M 6171  
HYDRAULIC MOTOR - TWO SPEED

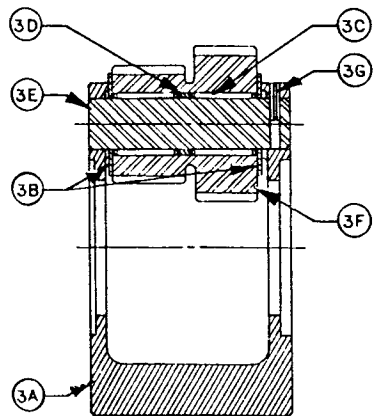
ITEM	PART NUMBER	QTY	DESCRIPTION
--	702071	1	HYDRAULIC MOTOR - COUNTER CLOCKWISE ROTATION, LEFT HAND ASSEMBLY (INCLUDES THE FOLLOWING)
1	630334	1	HOUSING, SHAFT END COVER
2	060066	8	ROLLER BEARING
3	630271	4	RING SEAL
4	630096	1	LIP SEAL
5	017238	1	BALL BEARING
6	013157M1	1	SNAP RING
7	061749	2	CHECK ASSEMBLY
8	630232	1	PIPE PLUG
9	630230	1	SEAL RETAINER
10	630335	1	HOUSING, PORT END COVER
11	630341	2	GEAR HOUSING
12	630340	8	DOWEL PIN
13	630273	4	THRUST PLATE
14	060072	4	GASKET SEAL
15	630229	24	POCKET SEAL (STRIP CUTS 12 SEALS)
16	630274	1	DRIVEN GEAR AND SHAFT GEAR (MATCHED SET)
17	630350	1	TWO SPEED BEARING CARRIER
18	630347	1	DRIVE GEAR AND DRIVEN GEAR (MATCHED SET)
19	630277	1	CONNECTING SHAFT
20	630345	4	STUD
21	016682	4	NUT
22	080754	4	WASHER
--	702295	1	SEAL KIT (ITEMS 3, 4, 5, 6, 9, 14 & 15)



HUB-SHAFT SUBASSEMBLY



COMPLETE ASSEMBLY



CARRIER SUBASSEMBLY

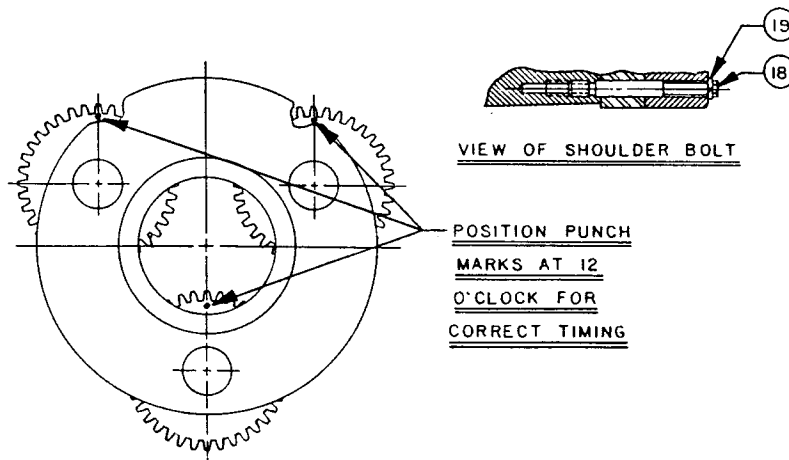


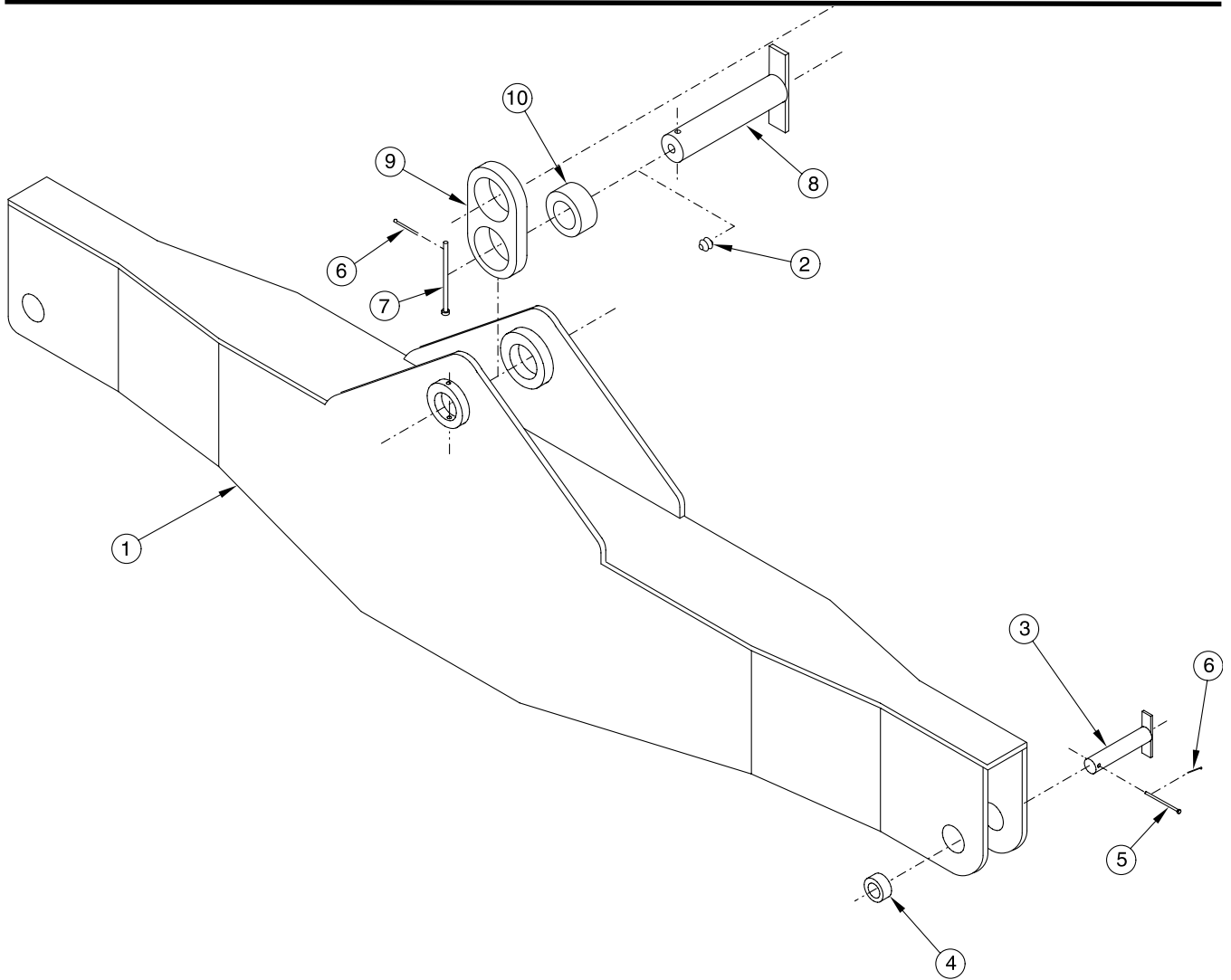
PLATE M 6387  
GEAR REDUCER

PLATE M 6387  
GEAR REDUCER

ITEM	PART NUMBER	QTY	DESCRIPTION
--	702266	1	GEAR REDUCER - COMPLETE (CONSISTS OF THE FOLLOWING)
1A	600974	1	SHAFT, OUTPUT
1B	600975	1	SEAL, LIP
1C	600976	1	BEARING, TAPERED - CUP
1D	600977	1	BEARING, TAPERED - CONE
1E	600978	1	BEARING, TAPERED - CUP
1F	600979	1	BEARING, TAPERED - CONE
1G	600980	1	HOUSING
1H	600981	1	WASHER, THRUST
1I	600982	1	RETAINING RING, EXT.
1J	600983	1	PIPE PLUG, STANDARD - NPTF
1K	600984	2	PIPE PLUG, O-RING
1P	603656	3	PIPE PLUG, MAGNETIC - NPTF
2	600985	1	GEAR, INTERNAL
3A	600987	1	CARRIER
3B	603134	6	WASHER, THRUST - TANGED
3C	600989	84	BEARING, NEEDLE
3D	603135	3	WASHER, THRUST
3E	600990	3	SHAFT, PLANET
3F	605607	3	GEAR, CLUSTER
3G	600993	3	PIN, ROLL
3H	603458	6	WASHER, BALL - INDENT
4	603138	1	GEAR, RING
5	600995	2	O-RING, SPECIAL
6	600996	1	COVER, INPUT
7	605611	1	RETAINING RING - EXT.
8	600997	1	WASHER, THRUST
9	605609	1	COUPLING
10	605612	1	RETAINING RING - EXT.
11	605608	1	SHAFT, INPUT
12	600990	1	SPACER, THRUST
13	605606	1	GEAR, SUN
14	605610	1	RETAINING RING - EXT.
15	600999	4	WASHER, THRUST
16	601000	2	BEARING, THRUST
17	601001	8	BOLT, HEX
18	601002	4	BOLT, SHOULDER
19	601003	4	WASHER, LOCK
20	600983	1	PIPE PLUG, STANDARD - NPTF



900700 200 BFM (4)  
 901248 300 BFM & BFMIII (6)



**PLATE M 6444  
 SPREADER ASSEMBLY**

ITEM	PART NO.	QTY	DESCRIPTION
1	851417M1	1	SPREADER
2	219-1	2	LUBE FITTING
3	137-367	2	PIN
4	602246	2	COLLAR
5	137-90	2	CLEVIS PIN
6	132-69	4	COTTER PIN
7	137-125	2	CLEVIS PIN
8	701819	2	PIN
9	602084	1	LINK
10	602086	2	BUSHING

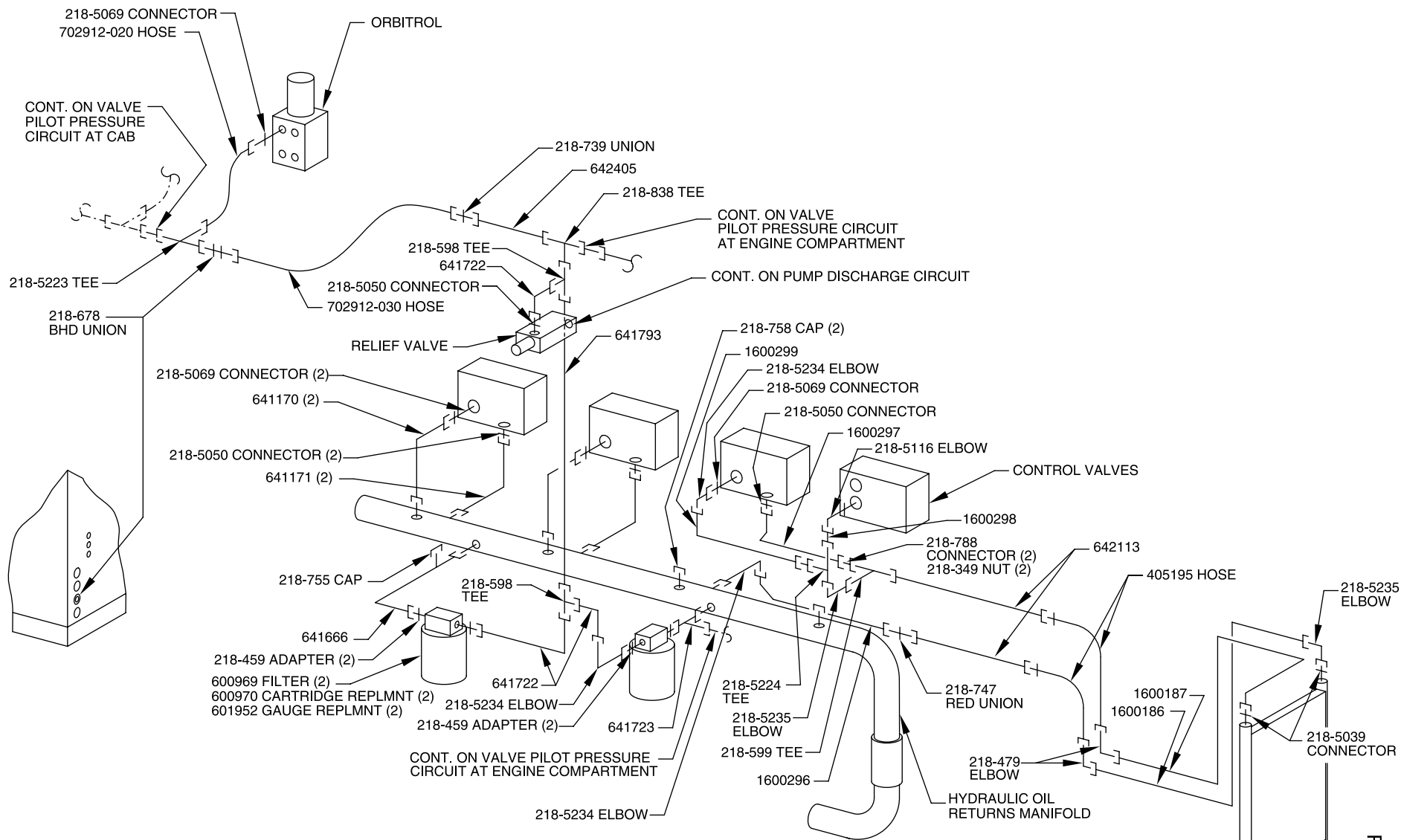
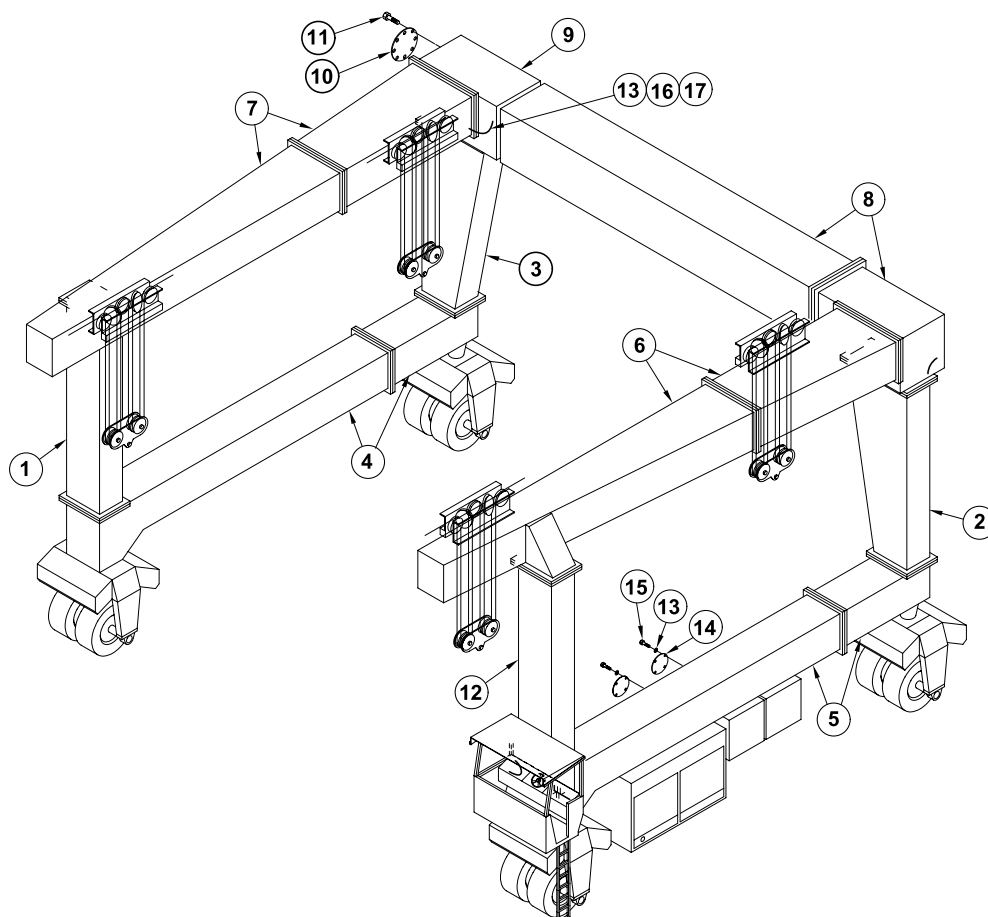


PLATE M 6662  
VALVE RETURN CIRCUIT

- FURN. WITH ENGINE
- 853468 OIL COOLER ASSEMBLY
  - 192-21 LOCKWASHER (4)
  - 113-208 BOLT (4)
  - 610252 SPACER (4)
  - 195-104 WASHER (4)

PLATE M 6662  
ALT. J  
3-22-01

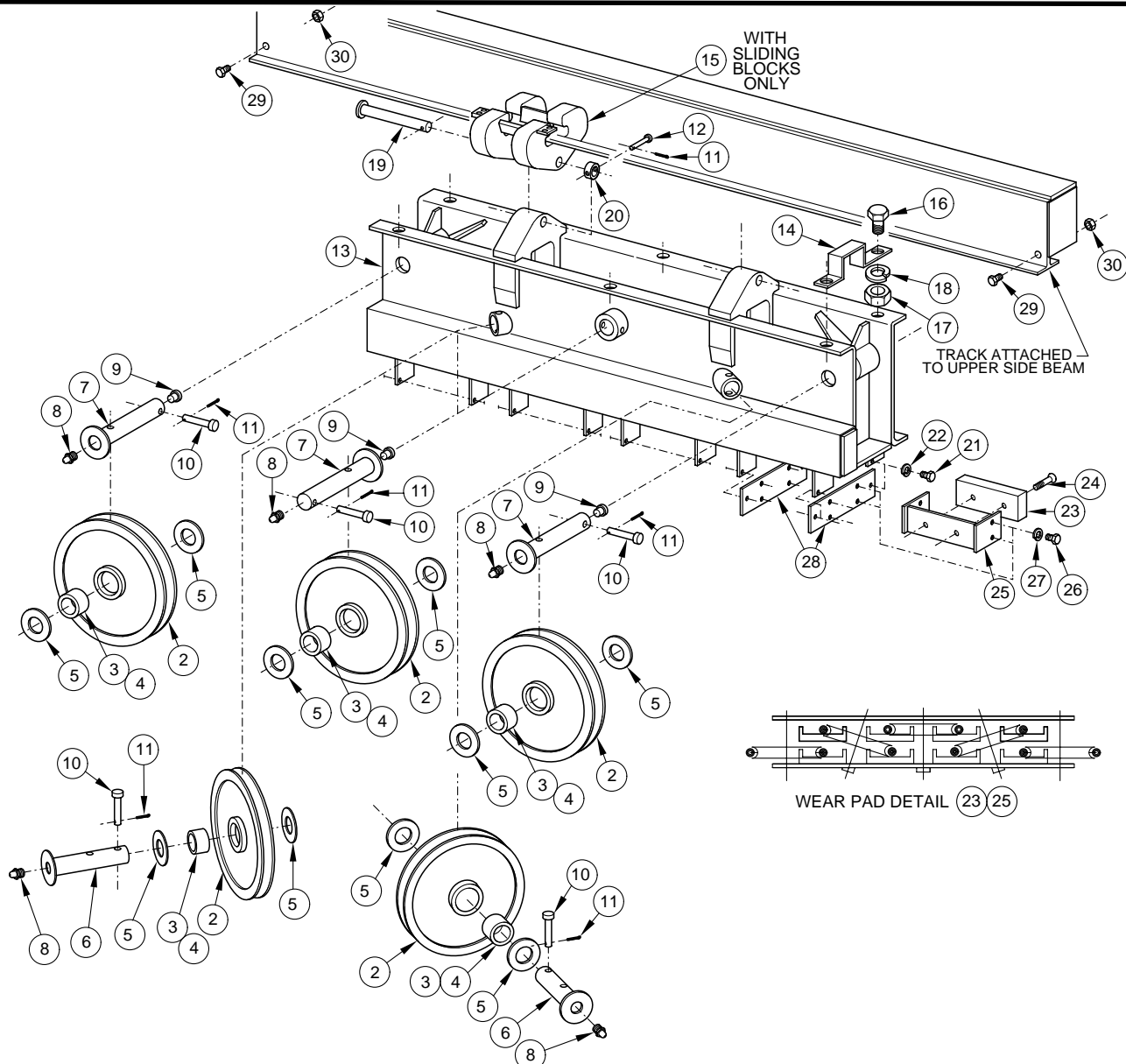
200 BFM W/ CHAIN HOISTS



**PLATE M 6679  
 STRUCTURE ARRANGEMENT**

ITEM	PART NO.	QTY	DESCRIPTION
1	854687	1	COLUMN ASSEMBLY, LEFT REAR
2	854682	1	COLUMN ASSEMBLY, RIGHT FRONT
3	854684	1	COLUMN ASSEMBLY, LEFT FRONT
4	854710	1	LOWER SIDE BEAM ASSEMBLY, LEFT
4	856711	1	LOWER SIDE BEAM ASSEMBLY, LEFT (WIDE UNITS)
4	856229	1	LOWER SIDE BEAM ASSEMBLY, LEFT, W/ BOLT JOINT
5	854707	1	LOWER SIDE BEAM ASSEMBLY, RIGHT
5	856710	1	LOWER SIDE BEAM ASSEMBLY, RIGHT (WIDE UNITS)
5	856227	1	LOWER SIDE BEAM ASSEMBLY, RIGHT, W/ BOLT JOINT
6	854720	1	UPPER SIDE BEAM ASSEMBLY, RIGHT
6	856231	1	UPPER SIDE BEAM ASSEMBLY, RIGHT, W/ BOLT JOINT
7	854722	1	UPPER SIDE BEAM ASSEMBLY, LEFT
7	856233	1	UPPER SIDE BEAM ASSEMBLY, LEFT, W/ BOLT JOINT
8	854694	1	TOP BEAM ASSEMBLY
8	856225	1	TOP BEAM ASSEMBLY, W/ BOLT JOINT
9	854696	1	TRUNNION PIVOT ASSEMBLY
10	702889	1	COVER
11	113-921	8	BOLT
12	854686	1	COLUMN ASSEMBLY, RIGHT REAR
13	192-21	10	LOCKWASHER
14	602081	2	COVER, ACCESS
15	113-207	8	BOLT
16	1003234	1	JUMPER CABLE
17	113-206	2	BOLT

300 BFM & BFMII  
 851149 RIGGING GRP  
 900979 BLOCK GRP, UPPER  
 900980 BLOCK GRP, SLIDING  
 300 SL  
 854536 RIGGING GRP  
 900979 BLOCK GRP, UPPER  
 900980 BLOCK GRP, SLIDING



**PLATE M 6680  
 BLOCK ASSEMBLY, UPPER, SLIDING**

ITEM	PART NO.	QTY.	DESCRIPTION	ITEM	PART NO.	QTY.	DESCRIPTION
--	900980	1	BLOCK GROUP, SLIDING (INCLUDES THE FOLLOWING)	16	113-208	6	BOLT
2	500671	5	SHEAVE MACHINING	17	129-103	6	NUT
3	600939	5	ROLLER BEARING, OUTER RING	18	192-21	6	LOCKWASHER
4	102713	5	ROLLER BEARING, INNER RING	19	701211	2	PIN
5	601149	10	WASHER, THRUST	20	602246	2	COLLAR
6	701273	2	PIN	21	113-606	16	BOLT
7	701208	3	PIN	22	192-25	16	LOCKWASHER
8	219-1	5	LUBE FITTING	23	607033	8	WEAR PAD
9	221-849	3	PLUG, PIPE	24	164-71SS	16	CAPSCREW, HEX SOC FLAT HD
10	137-357	5	PIN, CLEVIS	25	703634	8	GUIDE
11	132-46	7	PIN, COTTER	26	113-417	32	BOLT
12	137-90	2	PIN, CLEVIS	27	192-23	32	LOCKWASHER
13	853896	1	FRAME, UPPER BLOCK, SLIDING	28	607032	8	BAR, MOUNTING
14	602093	3	ROPE GUARD	29	113-607	2	BOLT
15	800632	2	YOKE	30	129-107	2	NUT

200 BFM  
 854634 RIGGING GRP  
 900980 BLOCK GRP, SLIDING

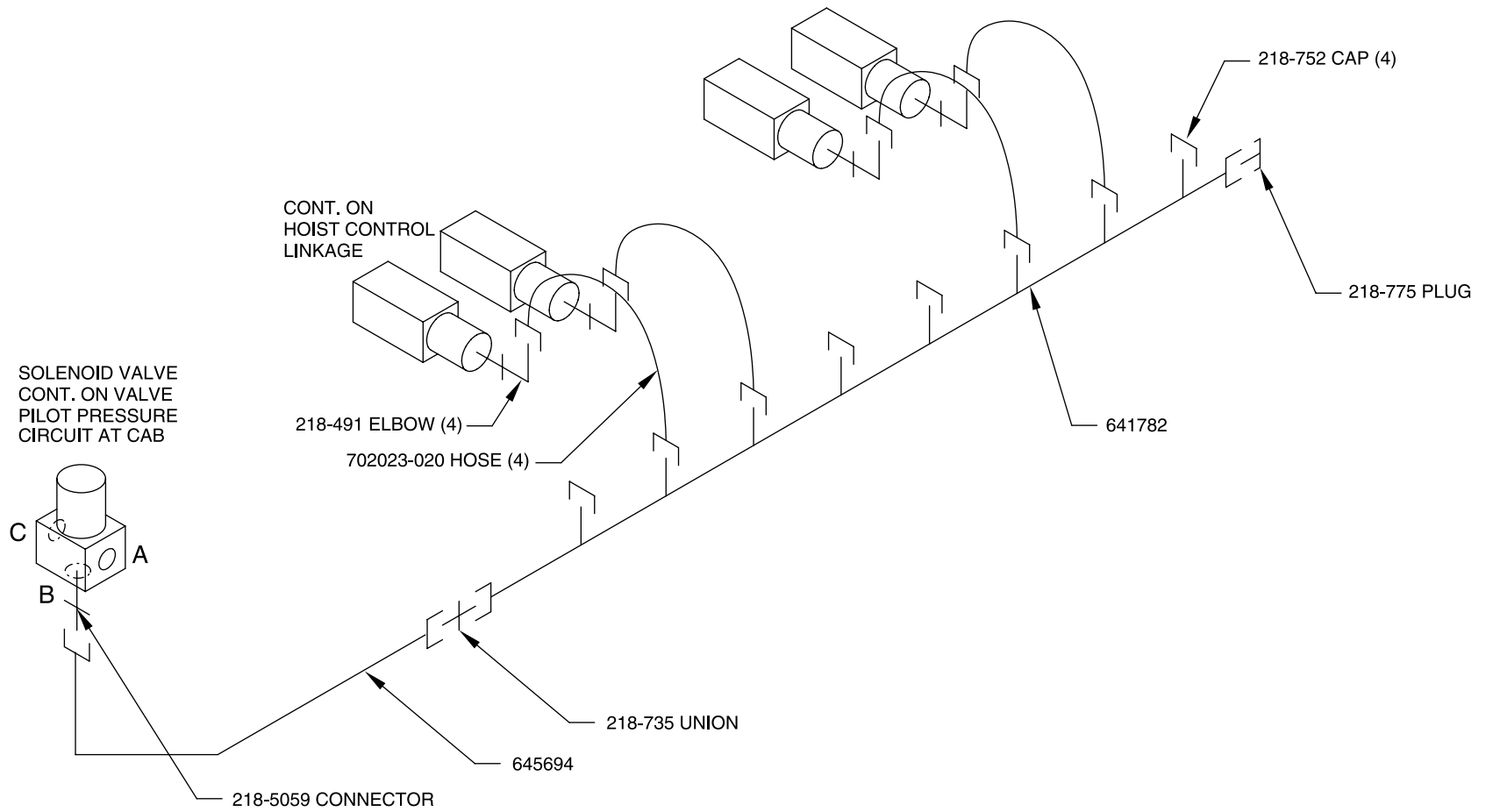


PLATE M 6689  
HOIST HANDLE LOCK CIRCUIT

200 BFM  
854645

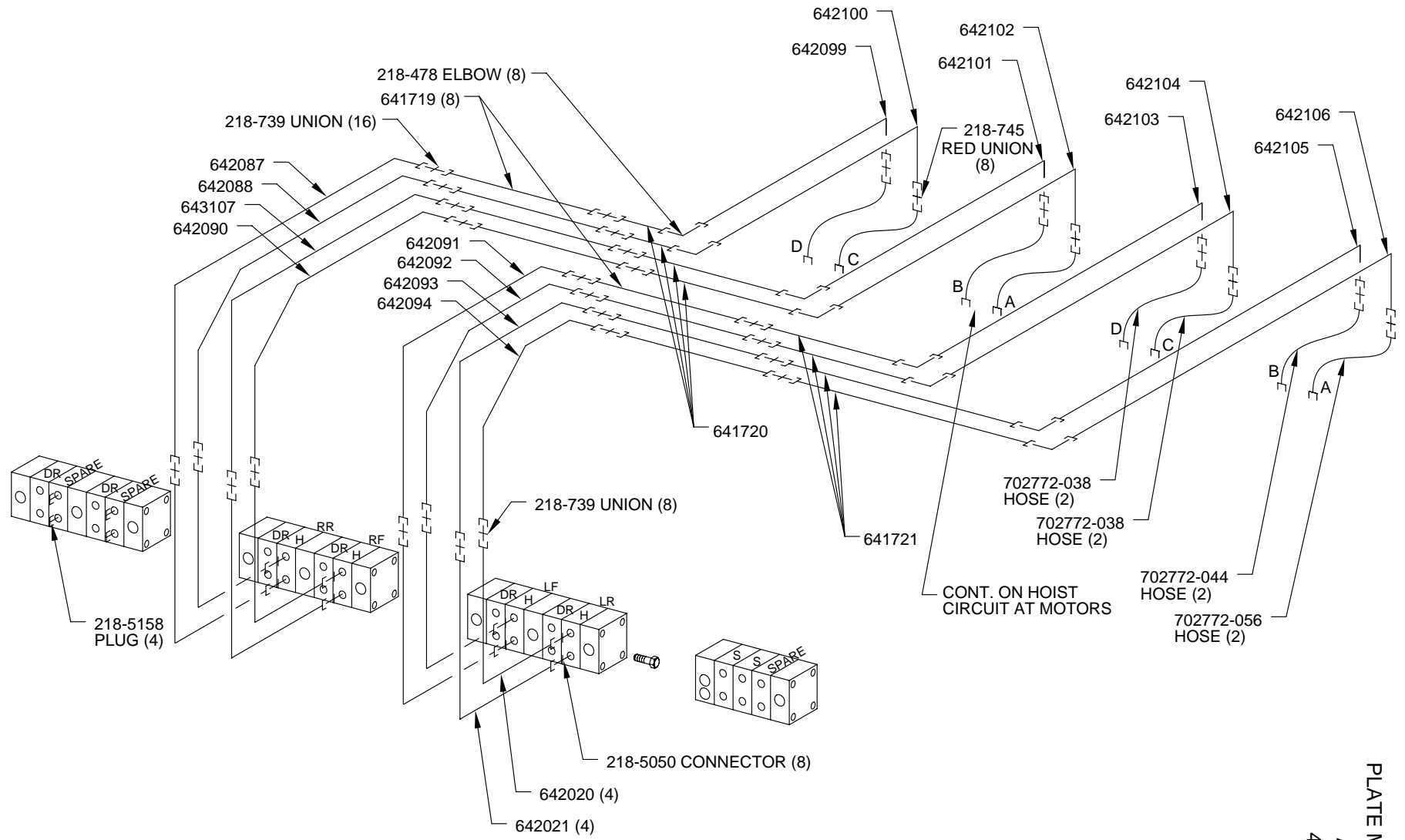
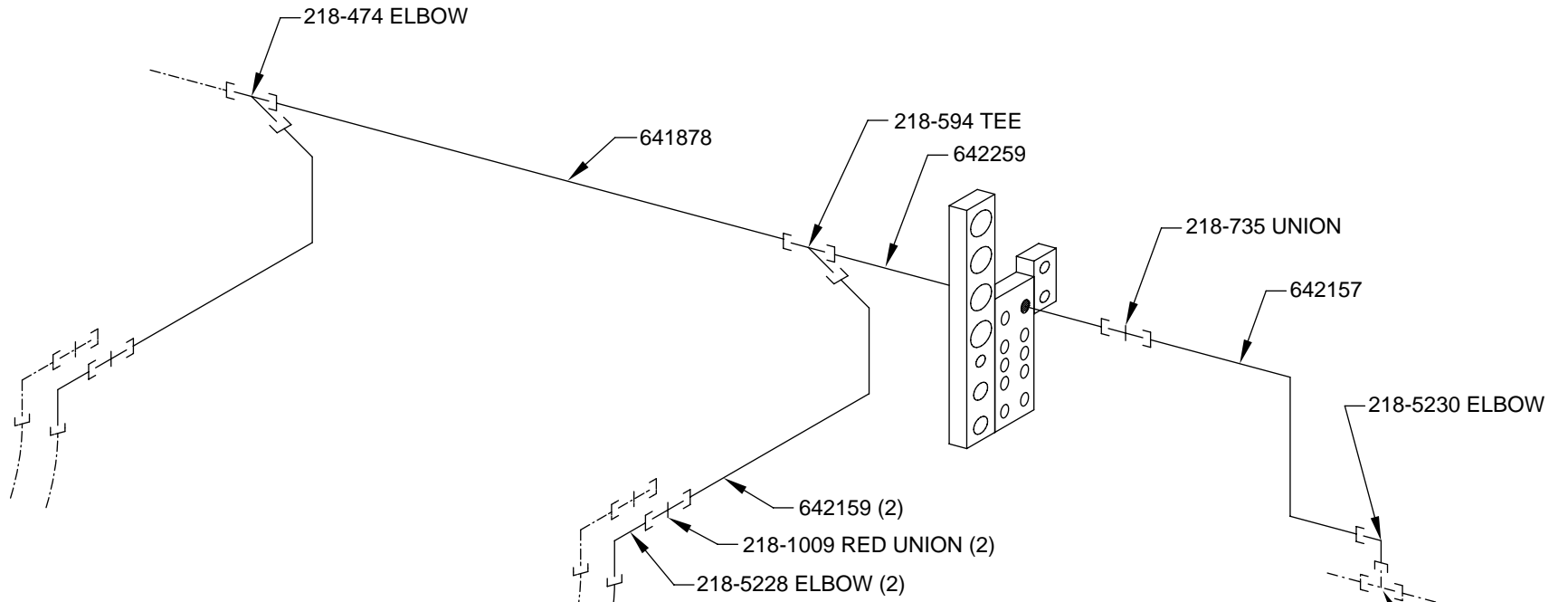


PLATE M 6690  
HOIST CIRCUIT

PLATE M 6690  
ALT. C  
4-11-02

200 BFM  
854650



CONT ON CIRCUIT,  
VALVE PILOT PRESSURE,  
ENGINE COMPARTMENT

FWD ←  
INBD ↘  
OUTBD ↗  
AFT →

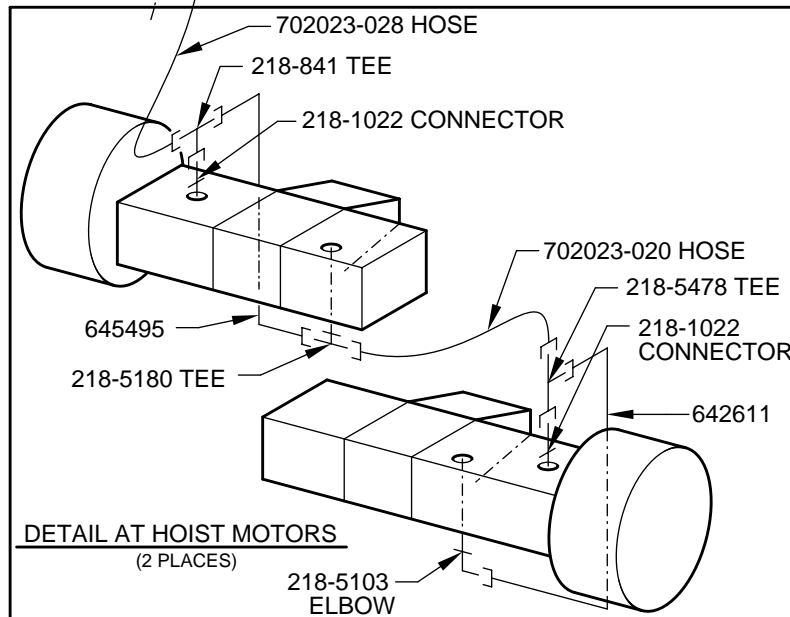


PLATE M 6691  
HOIST MOTOR DRAIN CIRCUIT

200 BFM  
854645

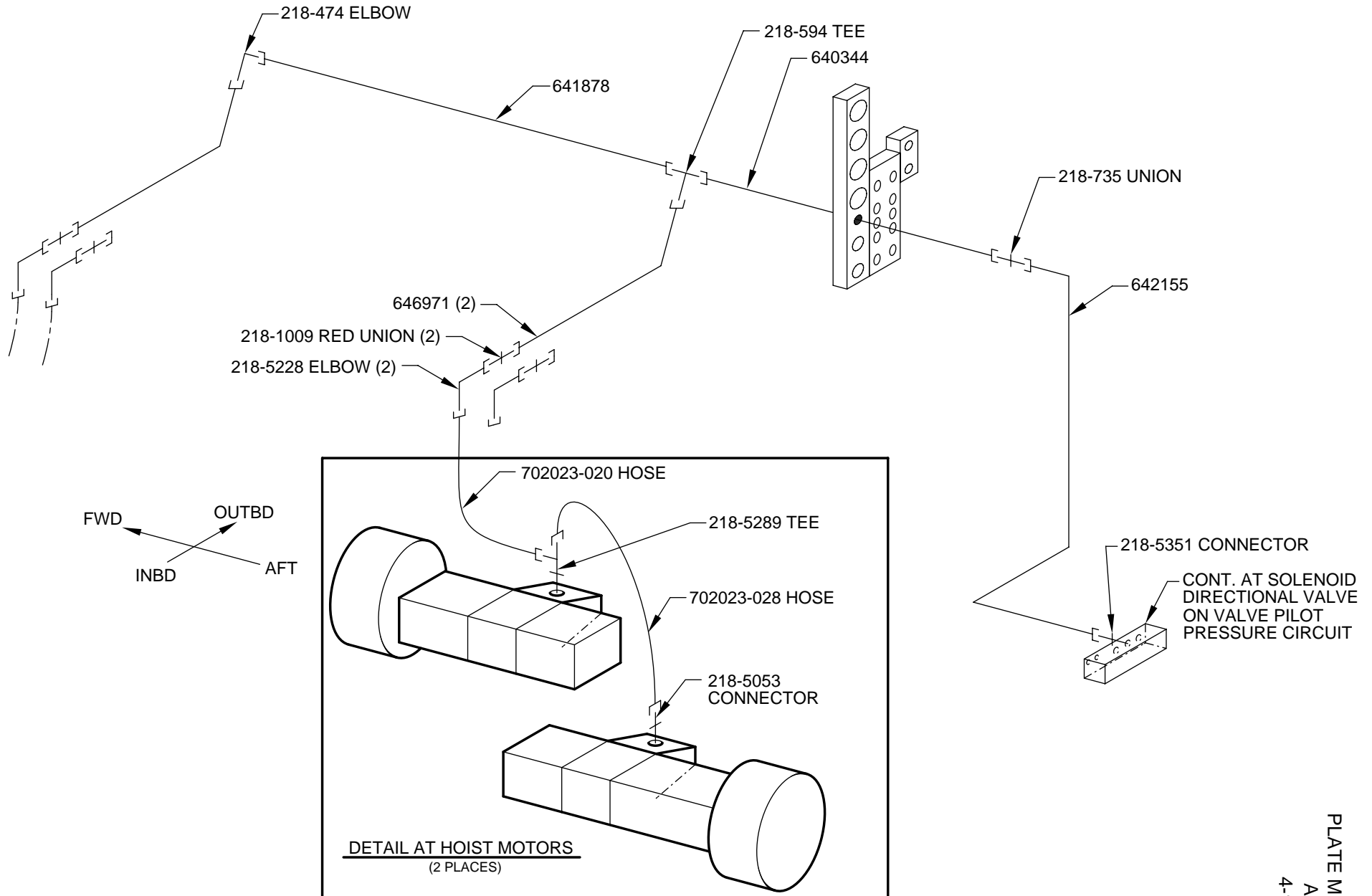


PLATE M 6692  
HOIST MOTOR PILOT PRESSURE CIRCUIT

PLATE M 6692  
ALT. D  
4-15-02



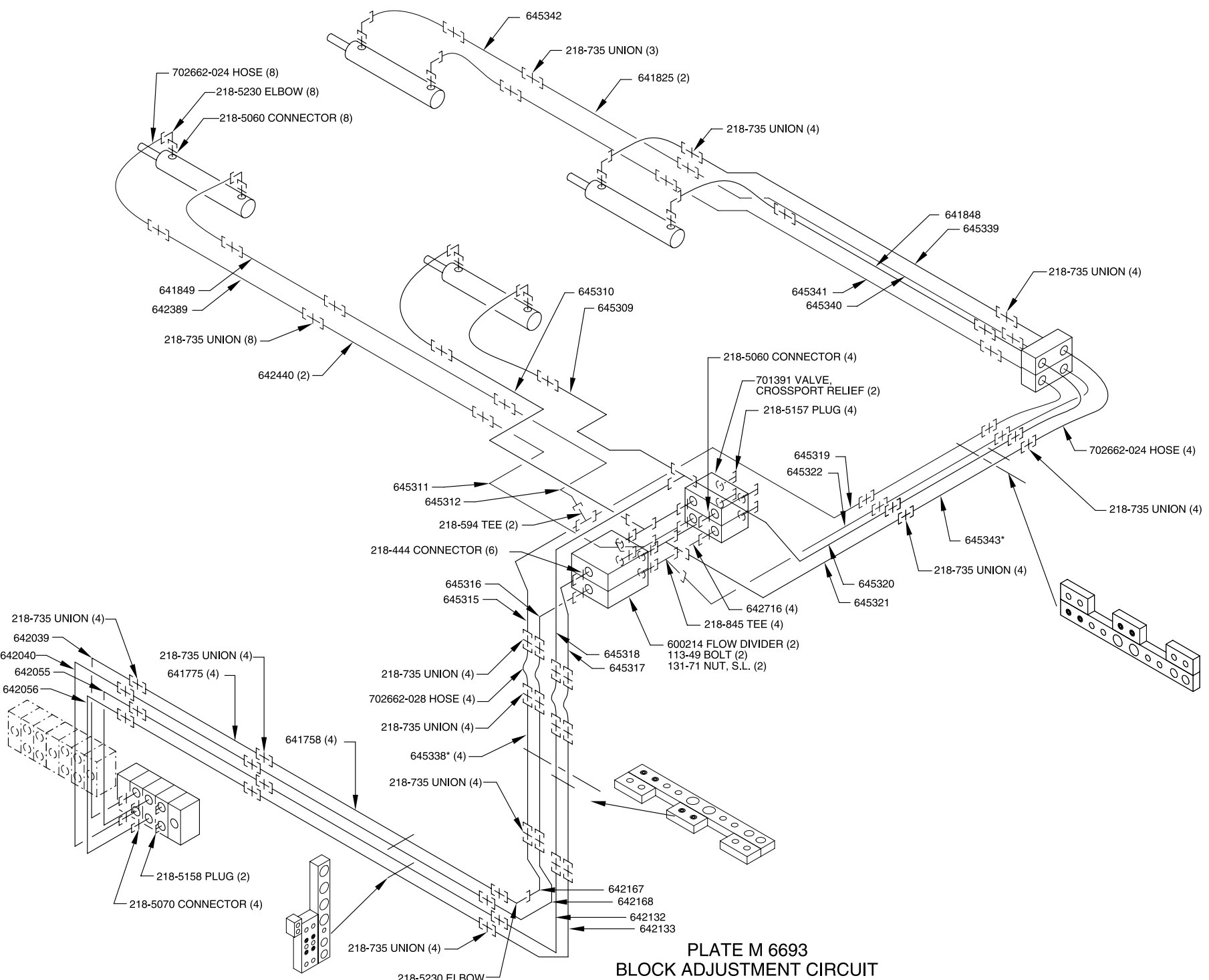


PLATE M 6693  
BLOCK ADJUSTMENT CIRCUIT

\* WHEN ORDERING REPLACEMENTS  
INDICATE SUFFIX LETTER SHOWN  
ON TUBE TAG. TUBE NUMBER  
WILL BE "PART NUMBER-LENGTH."

- WHEN ORDERING STAINLESS  
STEEL HOSE FITTINGS REPLACE  
THE "-" WITH "S".

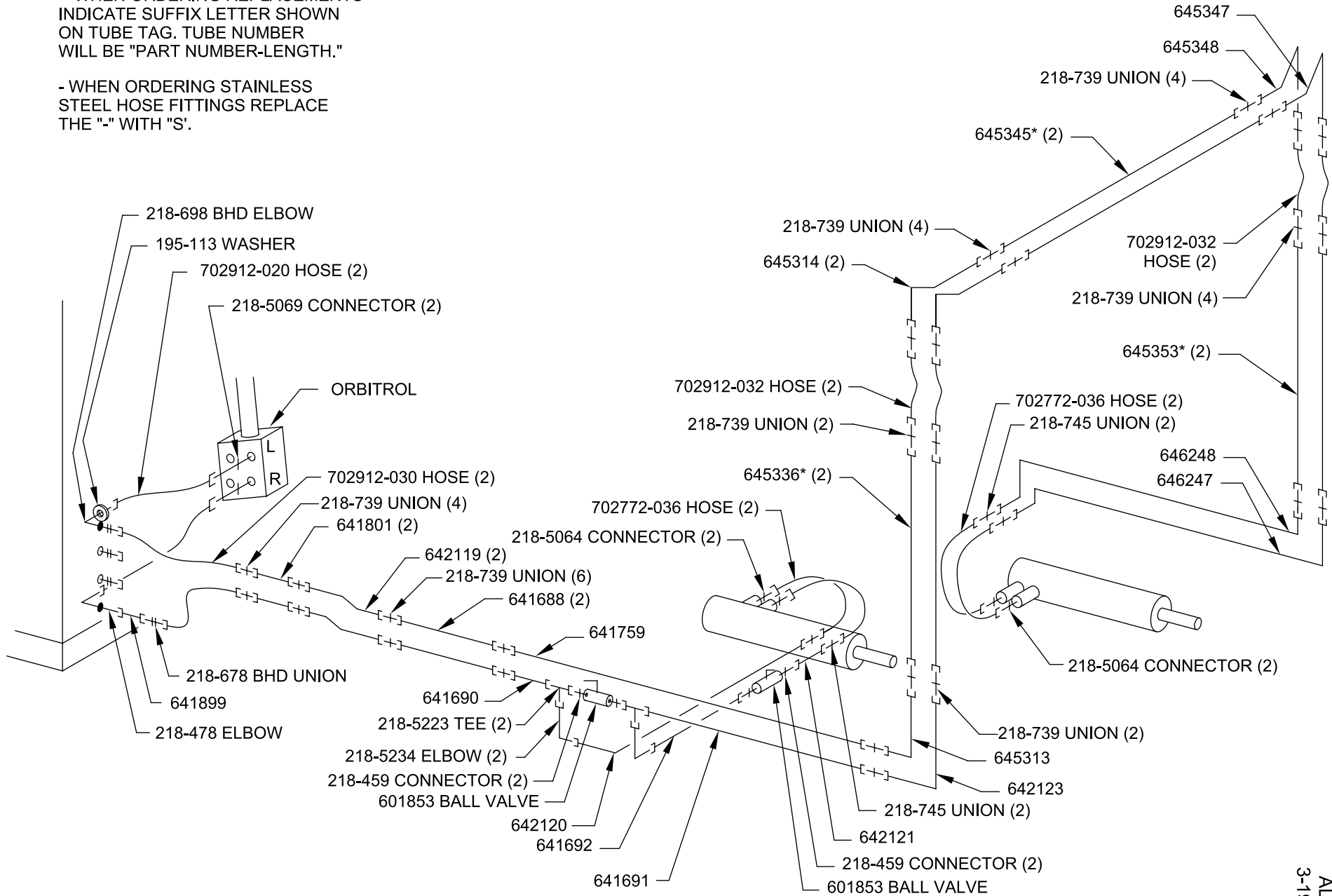


PLATE M 6694  
STEERING CIRCUIT

200 BFM  
901114

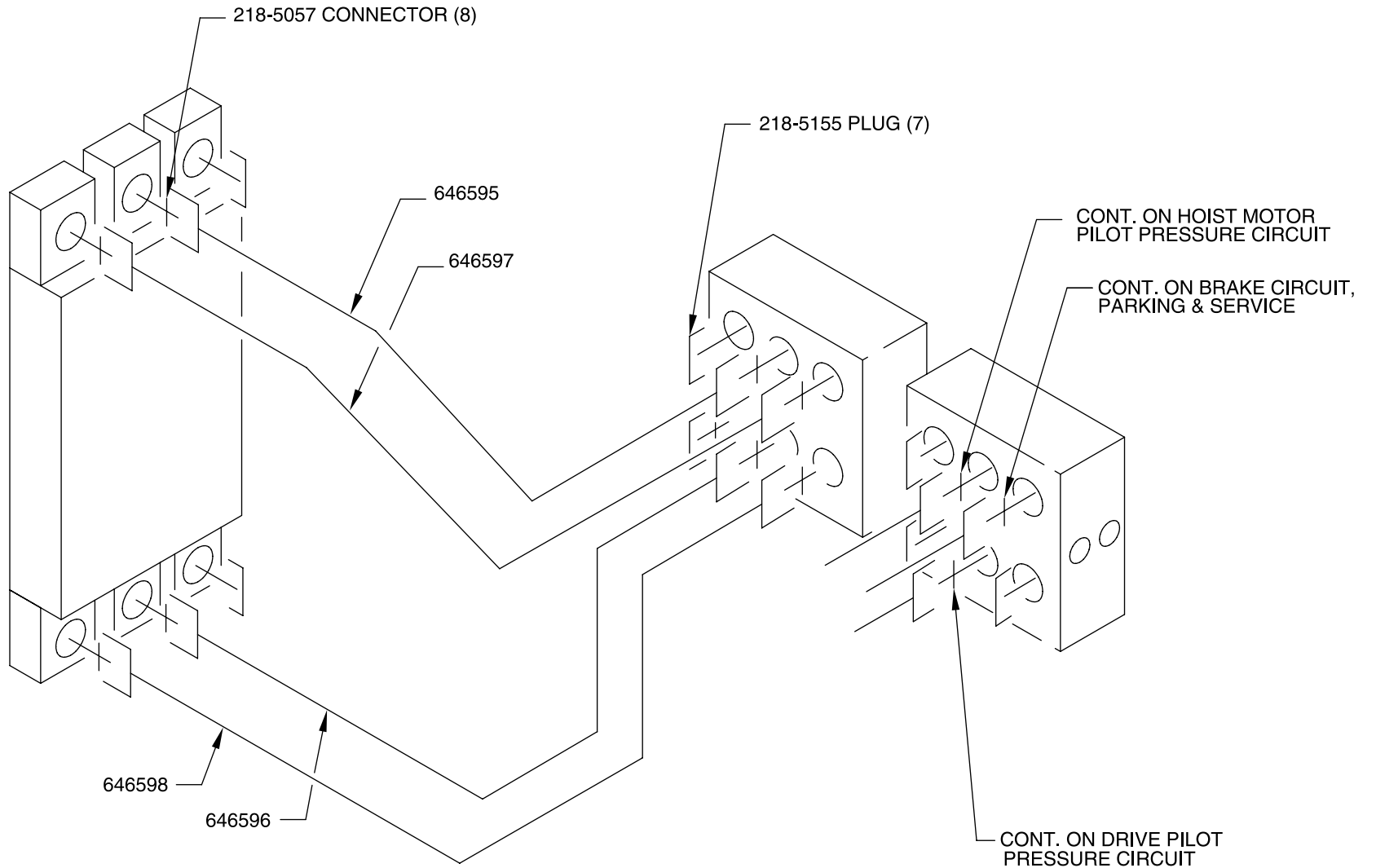


PLATE M 6695  
VALVE PILOT PRESSURE CIRCUIT

PLATE M 6695  
ALT. C  
3-20-01

200 BFM  
 854653 LOAD INDIC CKT, OPEN CAB  
 901270 LOAD INDIC CKT, ENCLD CAB

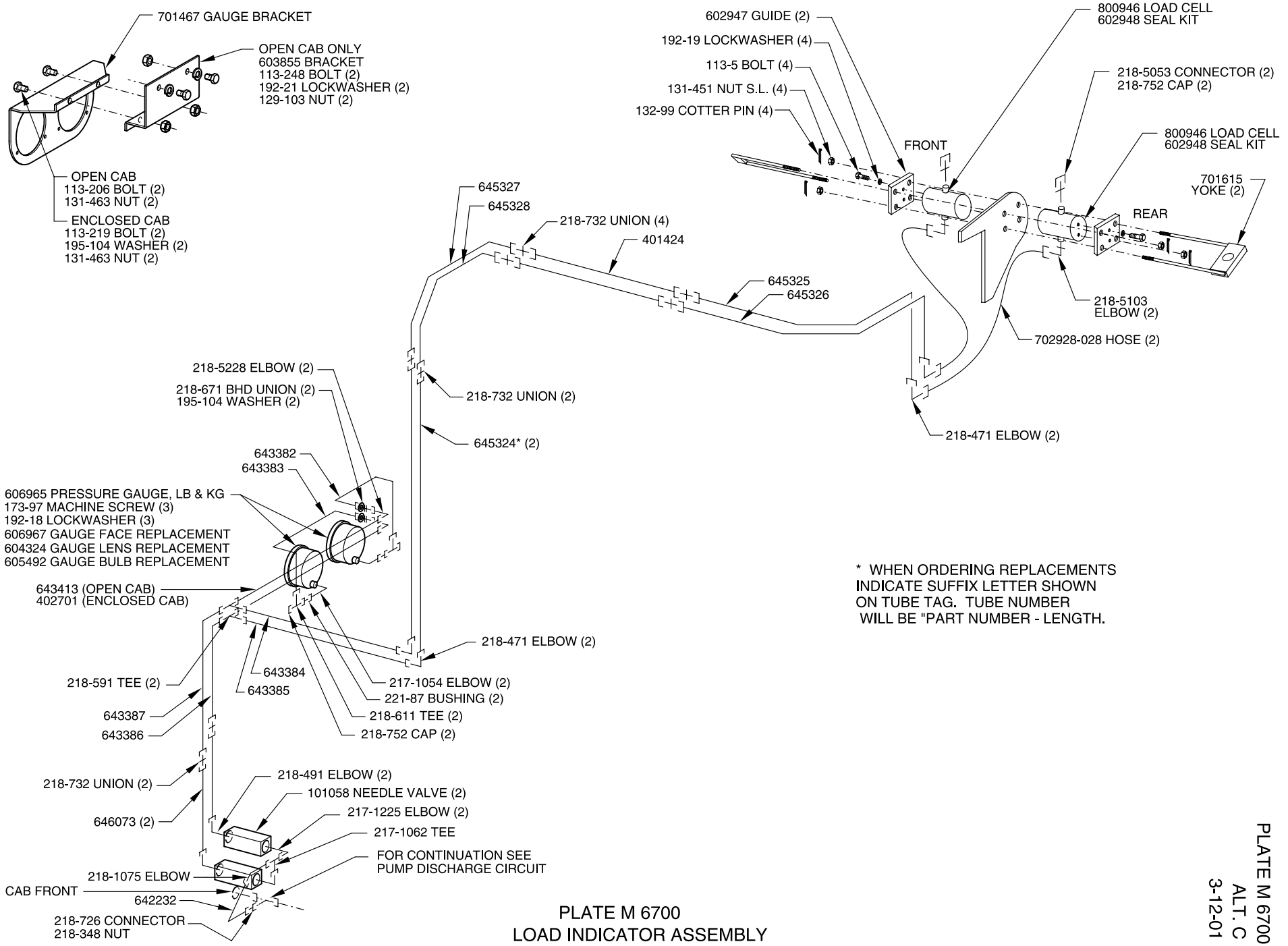
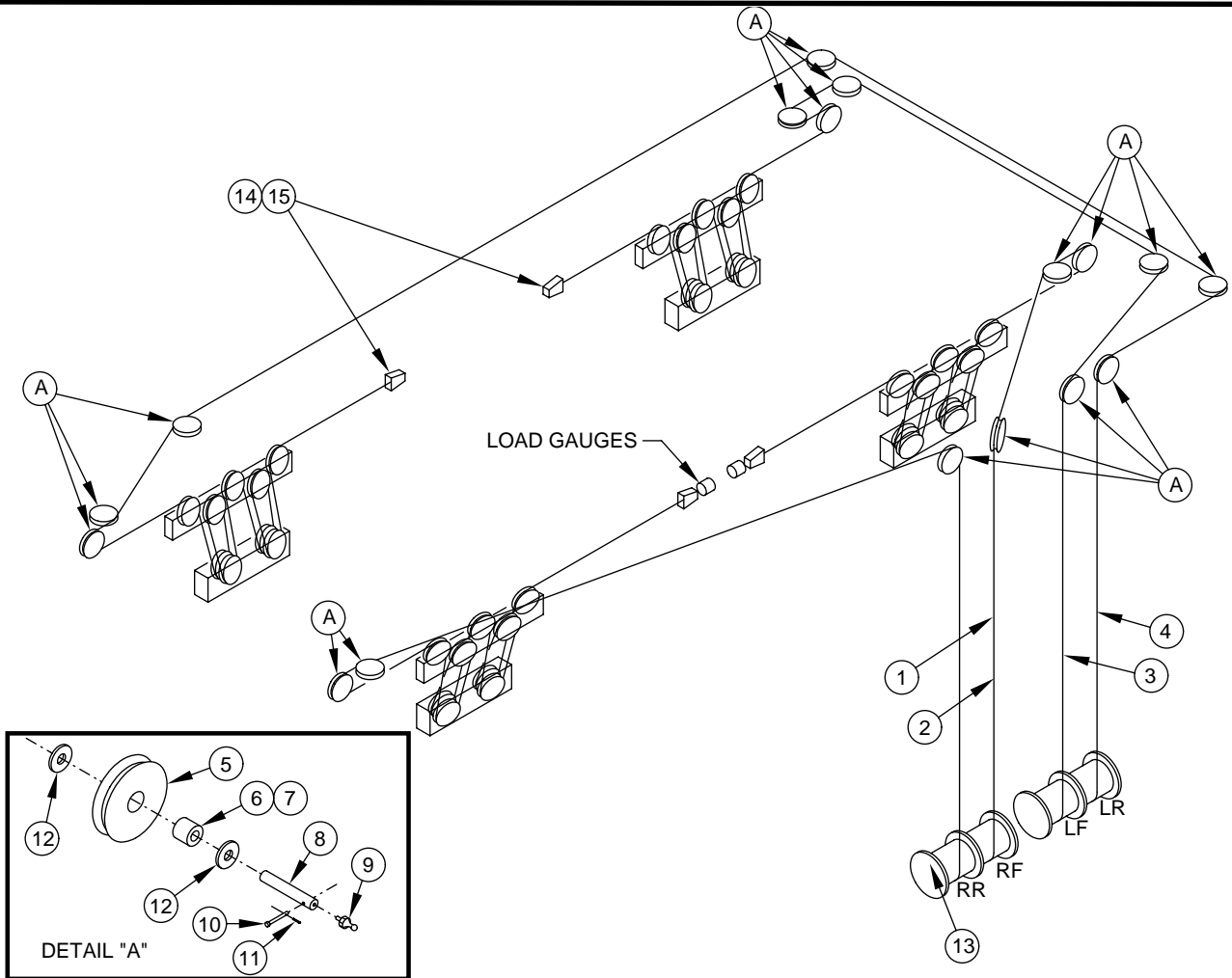


PLATE M 6700  
 LOAD INDICATOR ASSEMBLY

PLATE M 6700  
 ALT. C  
 3-12-01



**PLATE M 6702  
 RIGGING, HOIST  
 CHAIN DRIVE**

ITEM	PART NO.	QTY.	DESCRIPTION
1	601683	426'	WIRE ROPE, 3/4", RIGHT REAR
2	601683	408'	WIRE ROPE, 3/4", RIGHT FRONT
3	601683	449'	WIRE ROPE, 3/4", LEFT FRONT
4	601683	492'	WIRE ROPE, 3/4", LEFT REAR
5	500671	17	SHEAVE MACHINING
6	600939	17	ROLLER BEARING, OUTER RING
7	102713	17	ROLLER BEARING, INNER RING
8	601007	17	PIN
9	12031	17	LUBE FITTING
10	10784	17	CLEVIS PIN
11	4626	17	COTTER PIN
12	601149	34	THRUST WASHER
13	601031	4	WEDGE
14	700663	4	WEDGE & SOCKET
15	100800	4	WIRE ROPE CLIP (FURN. W/ SOCKET)

200 BFM (SL SIMILAR EXCEPT CABLE LENGTHS)  
 854634 RIGGING & SLIDING BLC - 200 BFM

200 BFM & SL  
 854634 RIGGING & SLID BLC GRP, 3/4" ROPE (200 BFM)

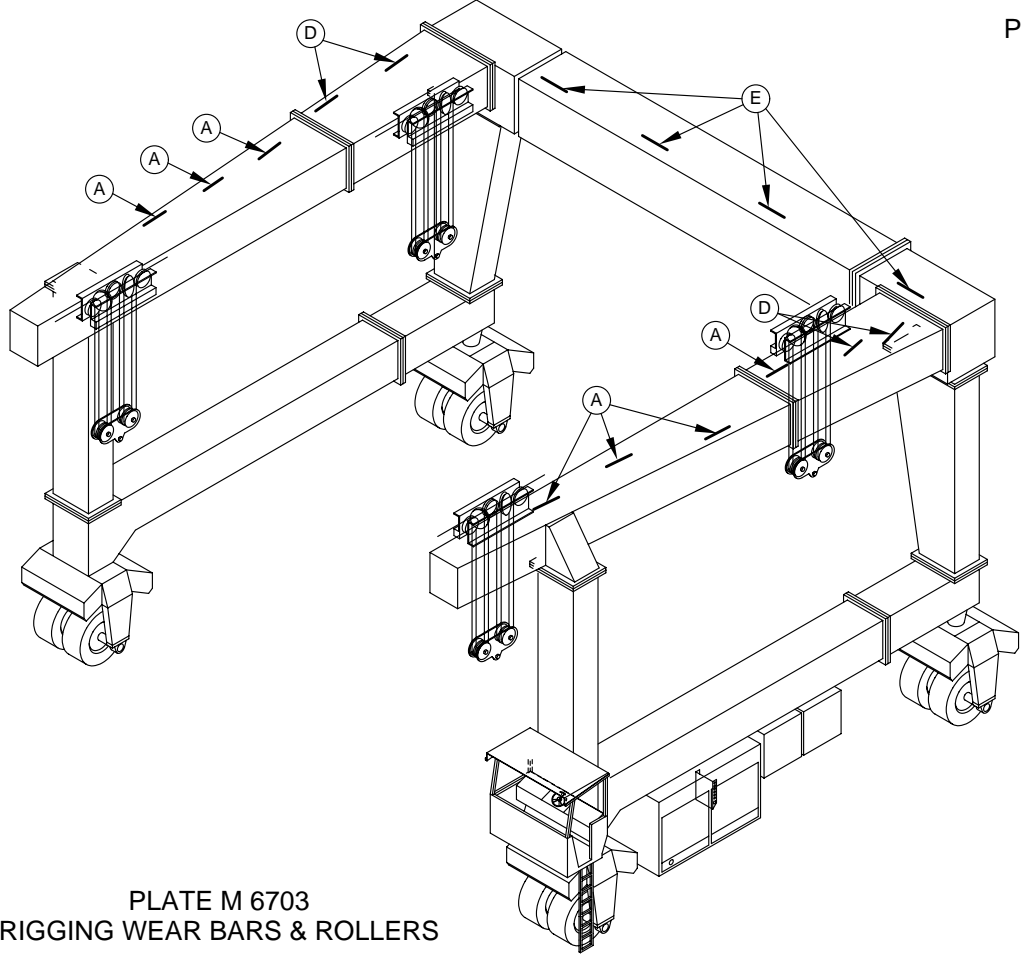


PLATE M 6703  
 RIGGING WEAR BARS & ROLLERS

<p><b>A</b> 900972 (7)</p> <p>2404 BOLT (4)      4397 LOCKWASHER (4)</p> <p>603507 ROPE GUARD (2)</p> <p>603506 WEAR PAD</p>	<p><b>B</b></p>	<p><b>C</b></p>
<p><b>D</b> 900975 (4)</p> <p>2405 BOLT (4)      4397 LOCKWASHER (4)      4222 NUT (4)</p> <p>603507 ROPE GUARD (2)</p> <p>603506 WEAR PAD</p>	<p><b>E</b> 900977 (4)</p> <p>2405 BOLT (4)      4397 LOCKWASHER (4)      4222 NUT (4)</p> <p>603512 ROPE GUARD (2)</p> <p>603510 WEAR PAD</p>	<p><b>F</b></p>
<p><b>G</b></p>	<p><b>H</b></p>	

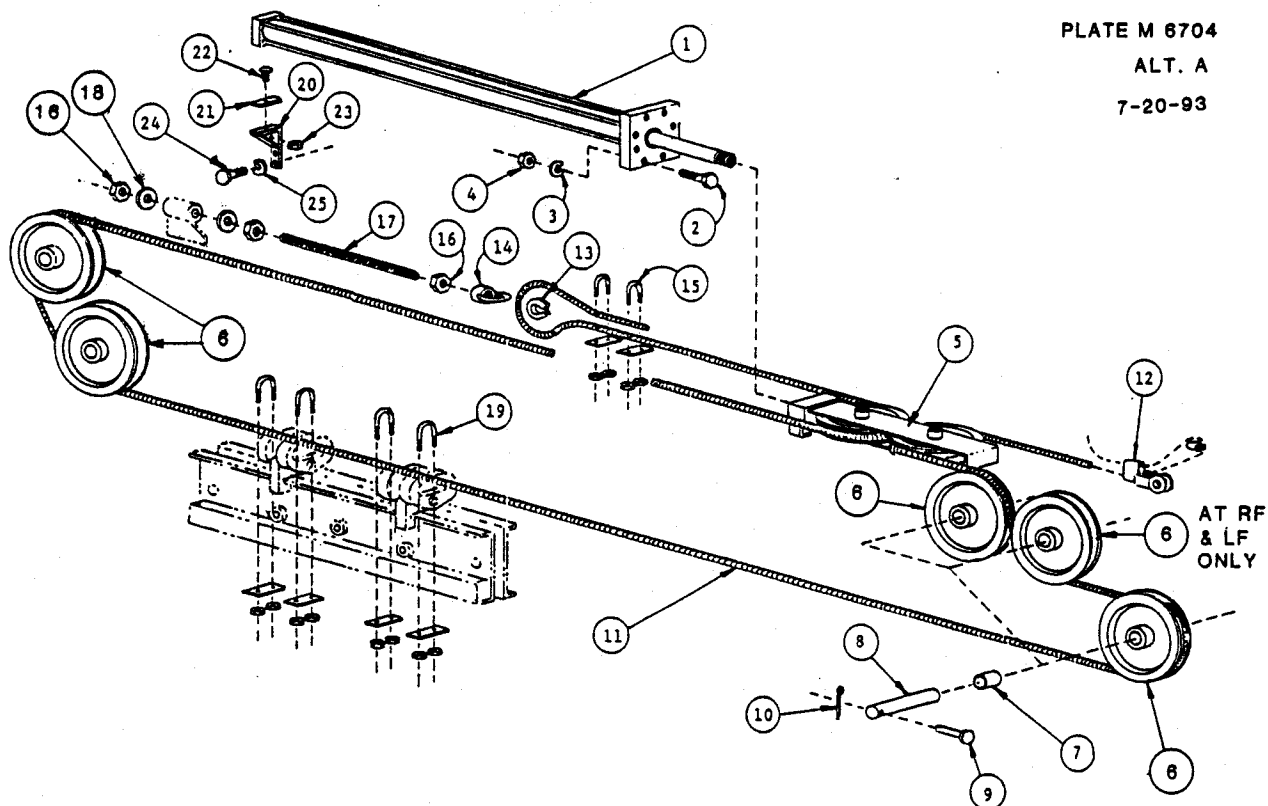
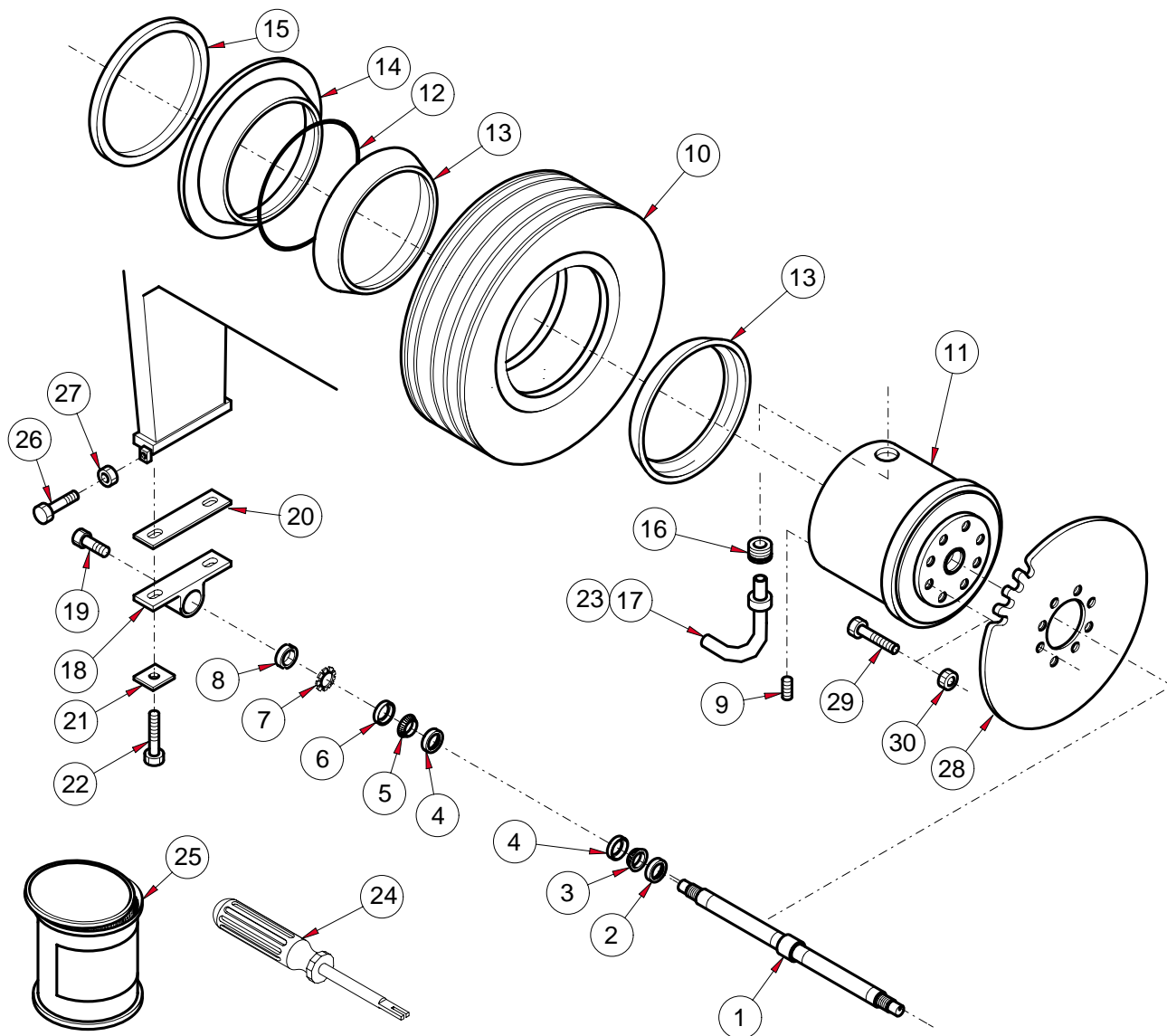


PLATE M 6704  
SLIDING BLOCK ADJUSTMENT

ITEM	PART NUMBER	QTY	DESCRIPTION
1	700640	1	HYDRAULIC CYLINDER
2	2406	8	BOLT
3	4397	8	LOCKWASHER
4	4222	8	NUT
5	800346	1	CYLINDER SHEAVE HOUSING
--	400884	7	SHEAVE ASSEMBLY (CONSISTS OF ITEMS 6 & 7)
6	100187	7	SHEAVE MACHINING
7	100186	7	BUSHING
8	600156M1	7	PIN
9	10782	7	CLEVIS PIN
10	4626	7	COTTER PIN
11	600493	1	WIRE ROPE - 61'-0" (RIGHT FRONT)
11	600493	1	WIRE ROPE - 61'-0" (LEFT FRONT)
11	600493	1	WIRE ROPE - 58'-0" (RIGHT REAR)
11	600493	1	WIRE ROPE - 58'-0" (LEFT REAR)
12	600040	1	SOCKET & WEDGE
13	100843	1	THIMBLE
14	601022	1	EYENUT
15	100798	2	WIRE ROPE CLIP W/HARDWARE
16	4227	3	NUT
17	601109-018	1	THREADED ROD
18	7407	2	WASHER
19	602194	4	WIRE ROPE CLIP W/HARDWARE
20	701291	1	BRACKET (RIGHT SIDE ONLY)
21	--	AS/REQ	RUBBER PAD (RIGHT SIDE ONLY)
22	63096	1	ELEVATOR BOLT (RIGHT SIDE ONLY)
23	4220	1	NUT (RIGHT SIDE ONLY)
24	2401	2	BOLT (RIGHT SIDE ONLY)
25	4397	2	LOCKWASHER (RIGHT SIDE ONLY)

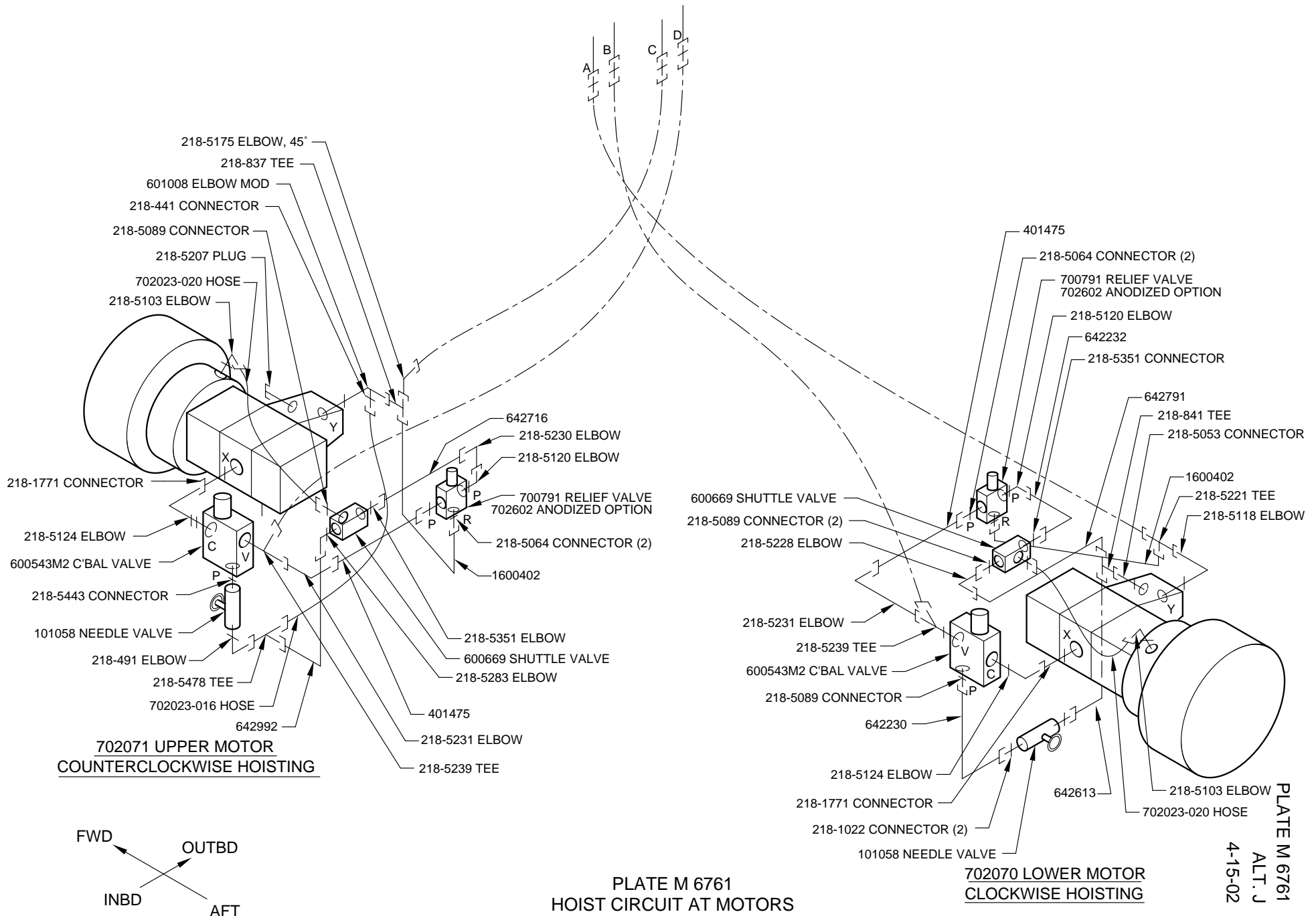
200 BFM  
 854640 WHEEL GROUP



**PLATE M 6709  
 WHEEL AND TIRE ASSEMBLY**

ITEM	PART NO.	QTY	DESCRIPTION	ITEM	PART NO.	QTY	DESCRIPTION
1	854690	1	AXLE	19	113-922	2	BOLT
2	601048	2	SEAL	20	606191	-	SHIM (AS REQUIRED)
3	601044	2	BEARING CONE	21	602025M1	4	WASHER
4	601043	4	BEARING CUP	22	113-925	4	BOLT
5	601045	2	BEARING CONE	23	602722	1	AIR CHUCK ADAPTER
6	601049	2	SEAL	24	604602	1	VALVE STEM REMOVER TOOL
7	601046	2	LOCKWASHER	25	602618	5 LB.	BEARING GREASE
8	601047	2	LOCKNUT	26	85-1264	4	BOLT
9	221-661	2	PIPE PLUG	27	129-148	4	NUT
10	602926	2	TIRE	28	701290	2	SPROCKET - 160 A 60
11	853388	2	WHEELASSEMBLY (INCLUDES ITEMS 12 - 15)	29	113-902	16	BOLT
12	604163	2	O-RING	30	131-20	16	NUT, S.L.
13	604164	4	FLANGE				
14	604165	2	BEAD SEAT BAND				
15	604166	2	LOCK RING				
16	601950	2	VALVE BASE				
17	601951	2	TIRE VALVE				
18	800374M2	2	TRUNNION ASSEMBLY				





200 BFM  
900806 HOIST CONTROL LINKAGE

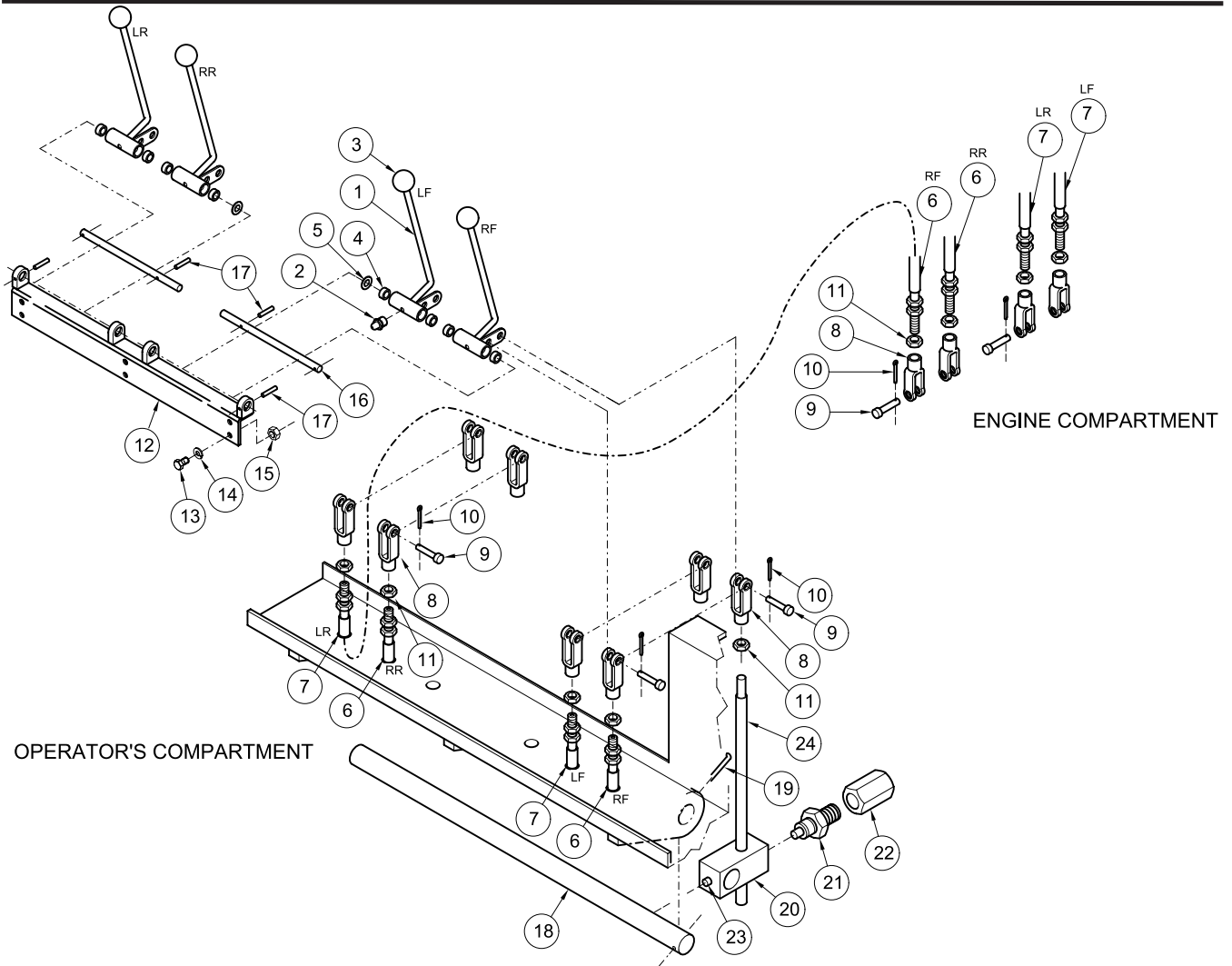
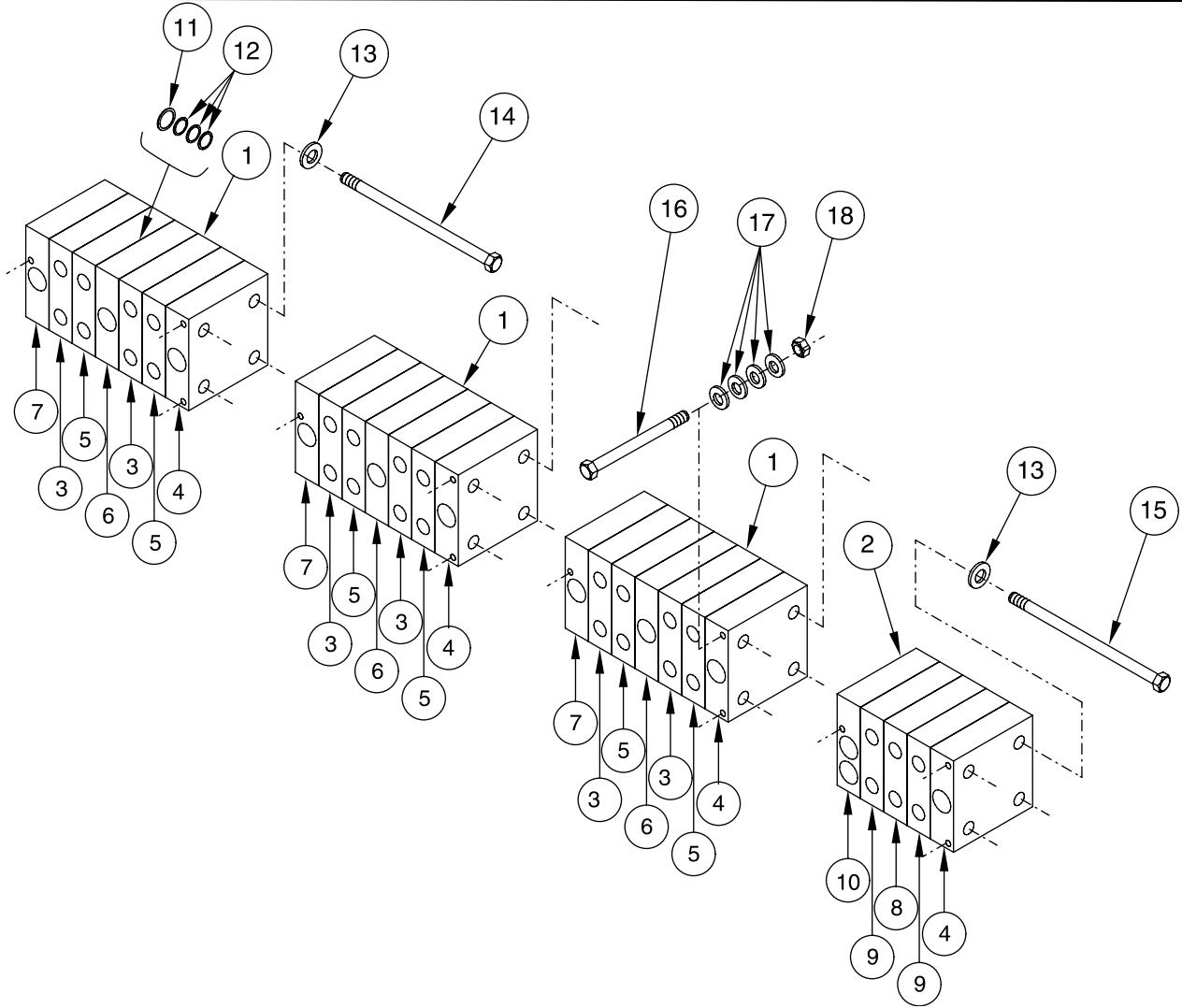


PLATE M 6778  
HOIST CONTROL LINKAGE

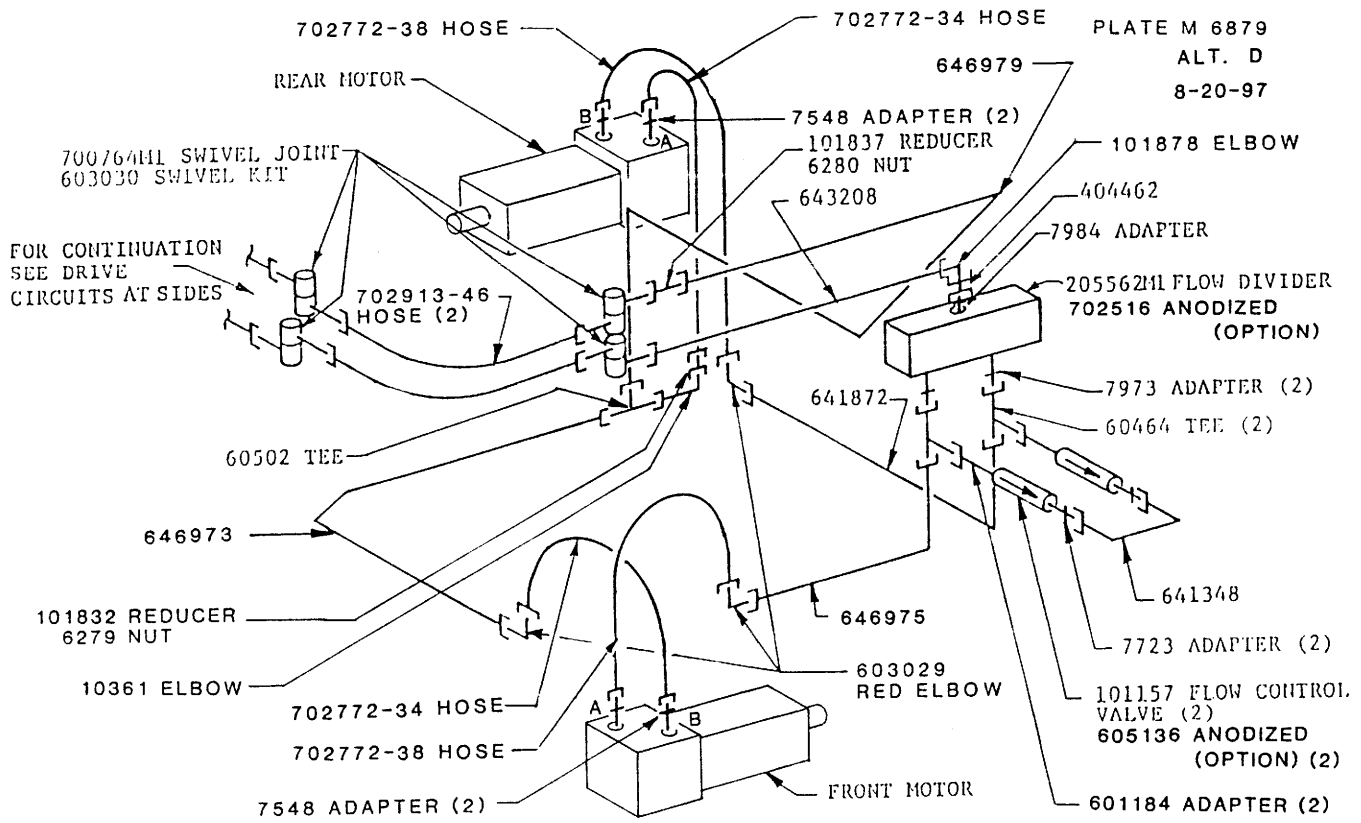
ITEM	PART NO.	QTY	DESCRIPTION
1	700706	4	CONTROL HANDLE
2	46960	4	LUBE FITTING
3	601096	4	BALL KNOB
4	600929	8	BEARING
5	7407	2	WASHER
6	601010-147	2	CONTROL CABLE
7	601010-160	2	CONTROL CABLE
8	601011	12	CLEVIS
9	10767	12	CLEVIS PIN
10	4626	12	COTTER PIN
11	4242	12	JAM NUT
12	701212	1	HANDLE FOUNDATION
13	2350SS	6	BOLT
14	4395SS	6	LOCKWASHER
15	4220	6	NUT
16	603547	2	SHAFT
17	5391	4	ROLL PIN
18	602090	1	SHAFT
19	4660	1	COTTER PIN
20	701145	4	BLOCK, SINGLE RAM SUPPORT
21	601976	4	RAM
22	601977	4	FEEDER CAP
23	14058	4	SET SCREW
24	601975	4	ROD

200 BFM & 300 BFM  
 900492 MAIN VALVE GROUP

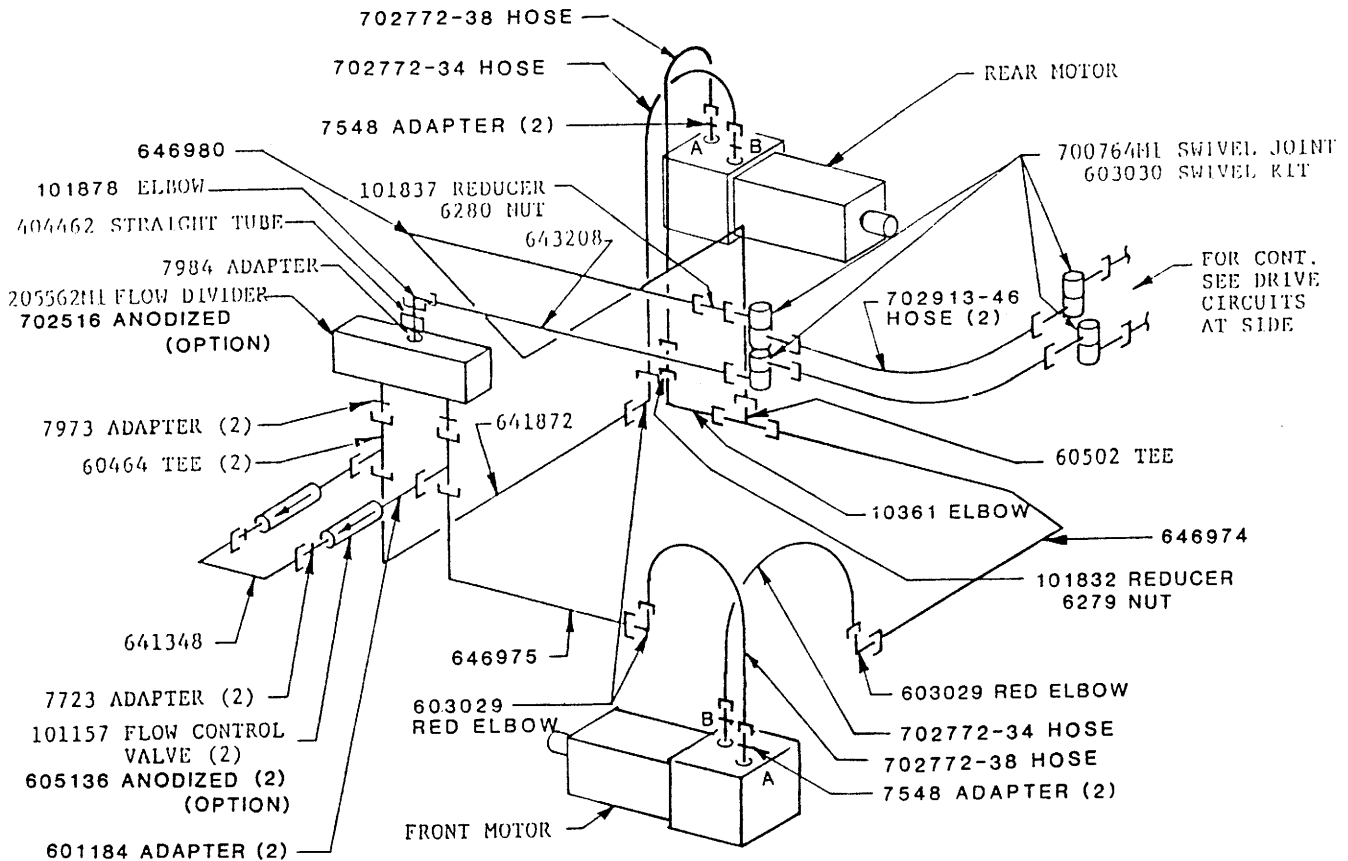


**PLATE M 6873  
 VALVE BANK,  
 MAIN HYDRAULIC CONTROL**

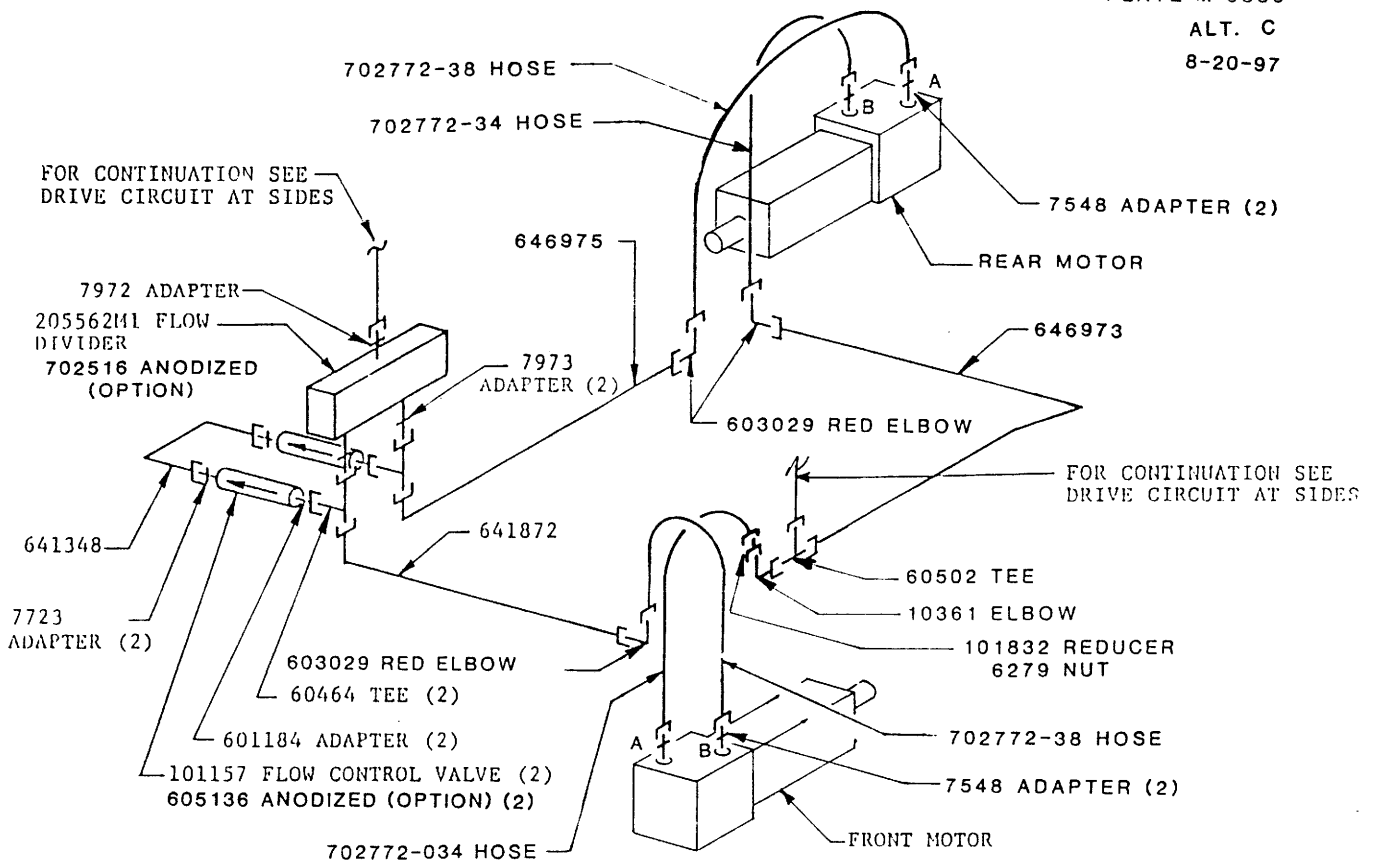
ITEM	PART NO.	QTY	DESCRIPTION
1	703585	3	HYDRAULIC CONTROL VALVE ASSEMBLY
2	700662M1	1	HYDRAULIC CONTROL VALVE ASSEMBLY
3	630312	6	VALVE SECTION, WORKING
4	630100M1	4	VALVE SECTION, INLET
5	630107M1	6	VALVE SECTION, WORKING
6	630102M1	3	VALVE SECTION, MID INLET
7	630103M1	3	VALVE SECTION, OUTLET
8	630112M2	1	VALVE SECTION, WORKING
9	630111M2	2	VALVE SECTION, WORKING
10	630104M1	1	VALVE SECTION, OUTLET
11	630012	22	O-RING (TYP. BETWEEN ALL SECTIONS)
12	630011	66	O-RING (TYP. BETWEEN ALL SECTIONS)
13	630021	16	WASHER
14	630000	12	STUD
15	630043	4	STUD
16	113-259	12	BOLT
17	195-104	48	WASHER
18	131-463	12	NUT, S.L.



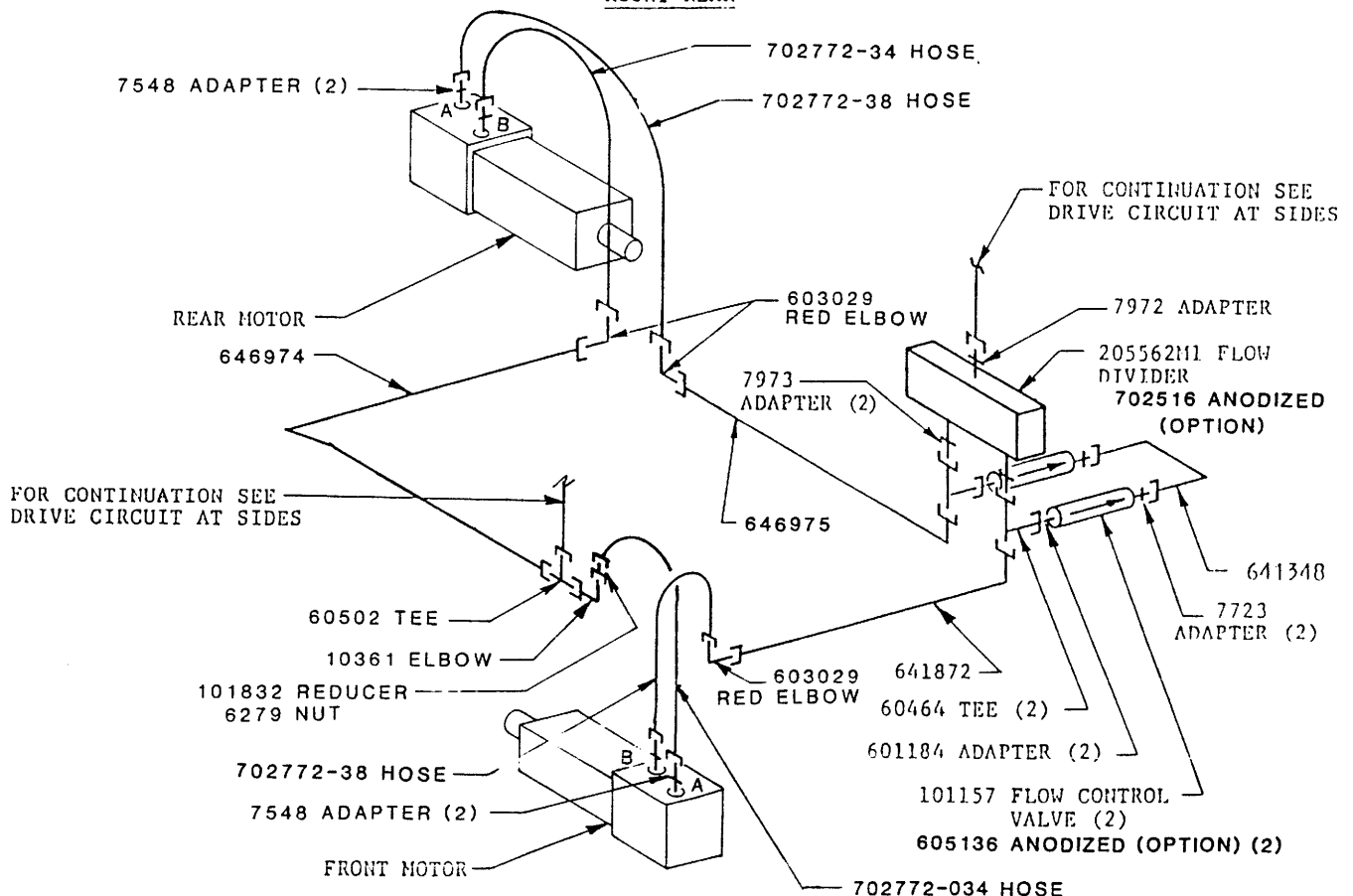
RIGHT FRONT



LEFT FRONT



RIGHT REAR



LEFT REAR

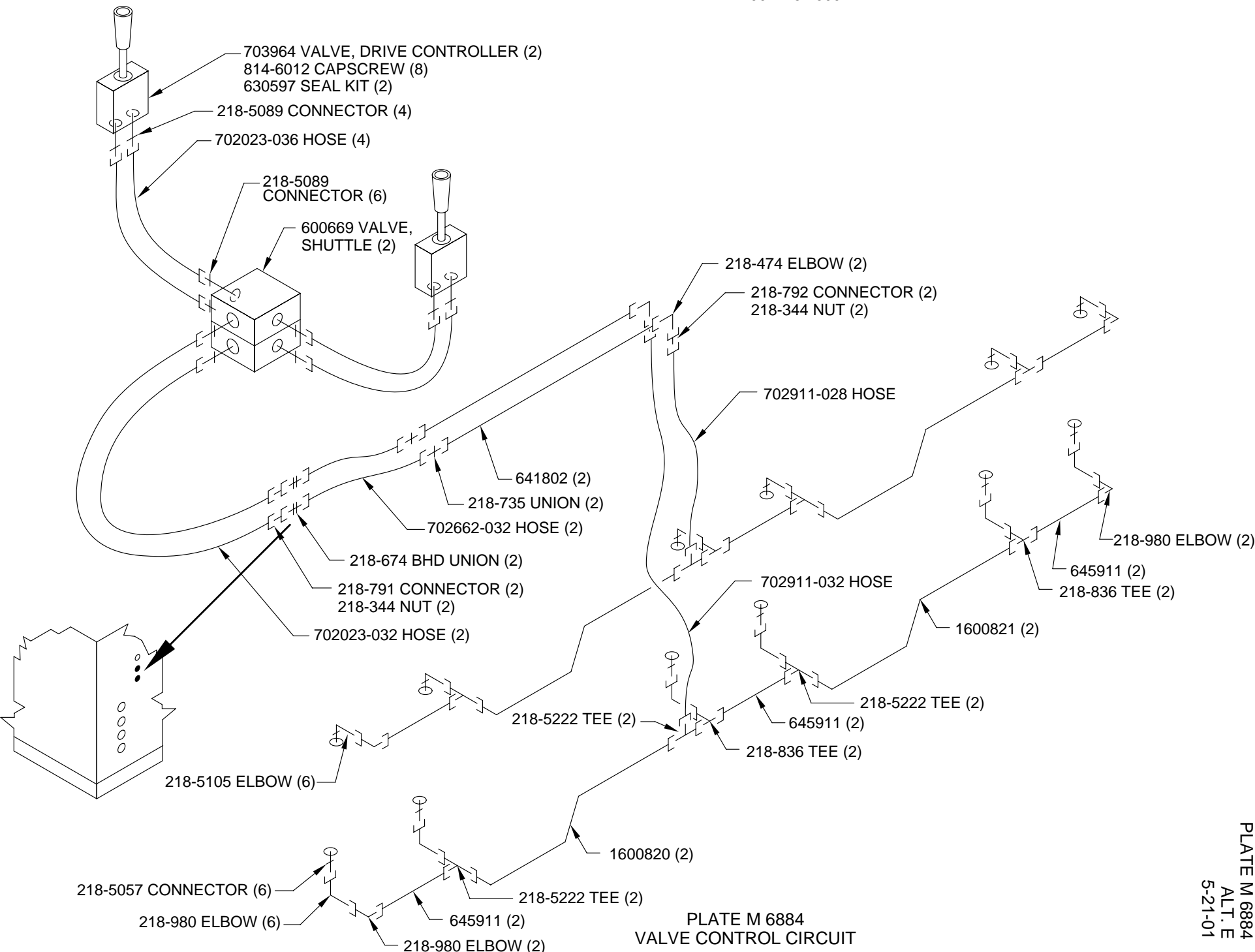


PLATE M 6884  
VALVE CONTROL CIRCUIT

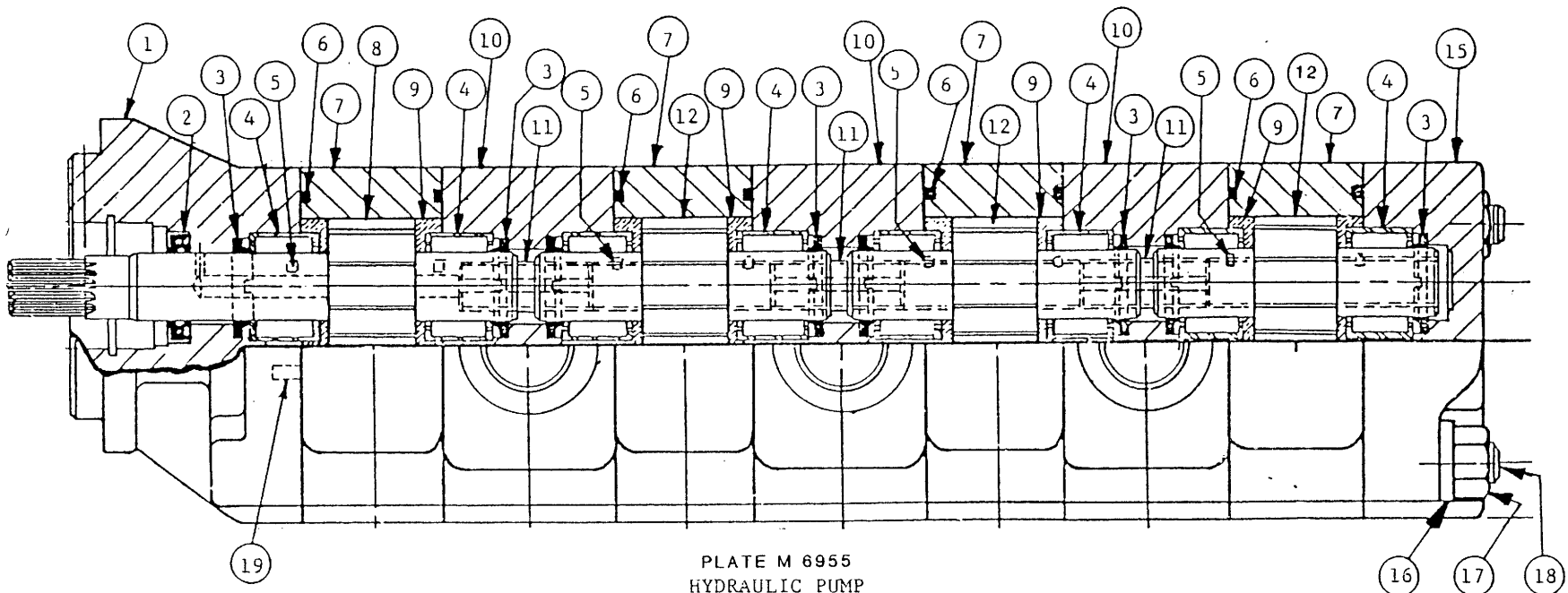
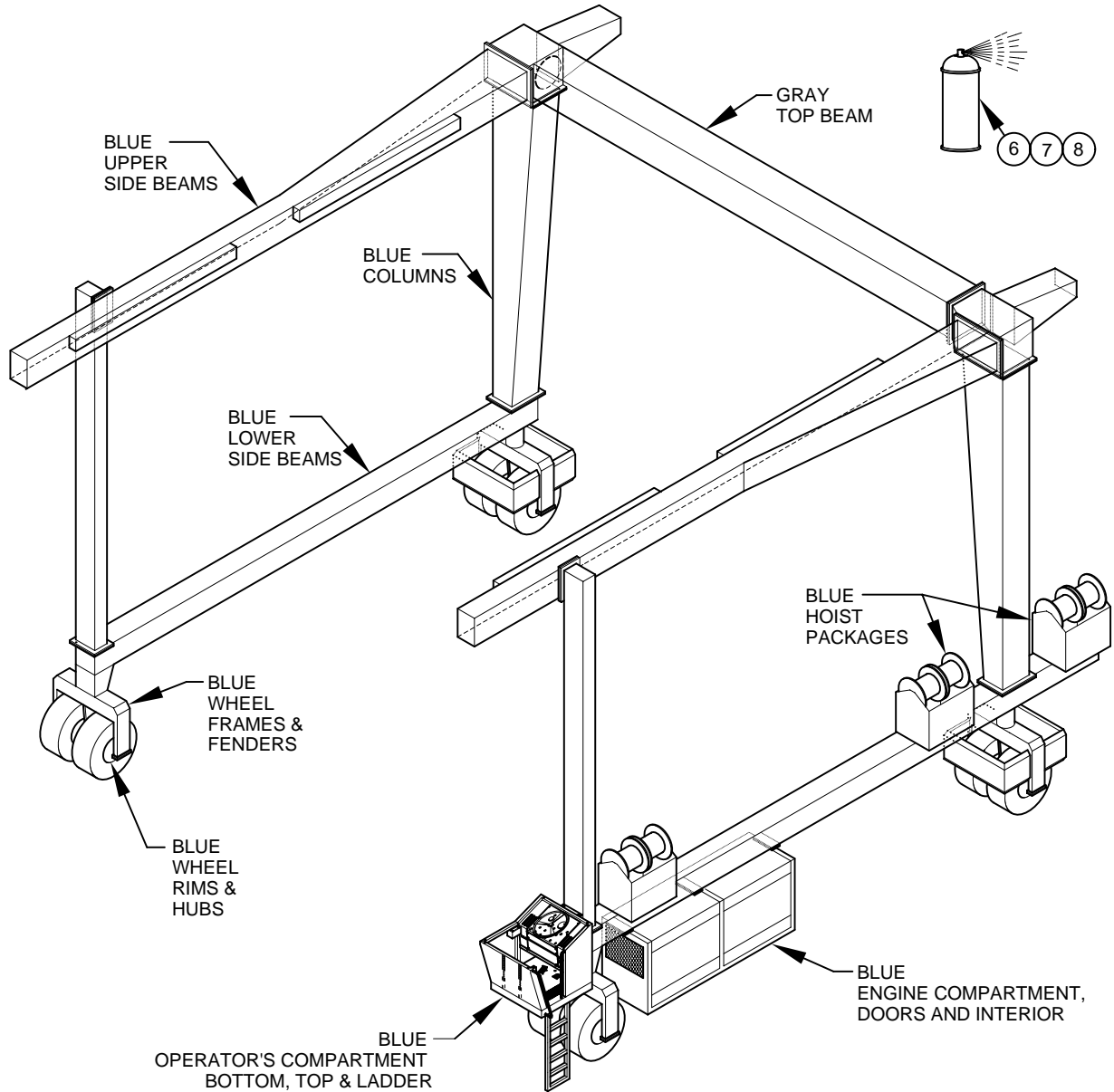


PLATE M 6955  
HYDRAULIC PUMP

ITEM	PART NUMBER	QTY	DESCRIPTION	ITEM	PART NUMBER	QTY	DESCRIPTION
-	703692	1	PUMP ASSEMBLY (CONSISTS OF ITEMS 1-19)	12	630136	3	DRIVE GEAR & DRIVEN GEAR
1	630119	1	SHAFT END COVER	13			
2	60067	1	DOUBLE LIP SEAL	14			
3	60065M1	8	RING SEAL	15	630132	1	PORT END COVER
4	60066	16	ROLLER BEARING	16	80754	4	WASHER
5	88760	48	POCKET SEAL	17	16682	4	NUT
6	60072	8	GASKET SEAL	18	630137	4	STUD
7	630133	4	GEAR HOUSING	19	630028	1	PLUG
8	630134	1	DRIVEN GEAR & SHAFT GEAR				
9	60070	8	THRUST PLATES				
10	630135	3	BEARING CARRIER				
11	81491	3	SHAFT				

FURNISH MODEL AND SERIAL NUMBER OF TRAVELIFT WHEN ORDERING PARTS

80 - 300 BFM  
 901547 SPRAY PAINT GROUP, TOUCHUP



**PLATE M 7047  
 PAINT SCHEDULE  
 MARINE TRAVELIFT**

ITEM	PART NO.	QTY.	DESCRIPTION
1	604600B	A/RQ	PAINT, 2-PART URETHANE, BLUE
2	604600G	A/RQ	PAINT, 2-PART URETHANE, GRAY
3	609059	A/RQ	PAINT, 2-PART URETHANE, HARDNER
4	1004250	A/RQ	PRIMER, 2-PART EPOXY
5	1004251	A/RQ	PRIMER, 2-PART EPOXY, HARDNER
6	1000091	2	PAINT, AEROSOL, GRAY
7	1006973	4	PAINT, AEROSOL, BLUE
8	601744	2	PAINT, PRIMER, AEROSOL, GRAY



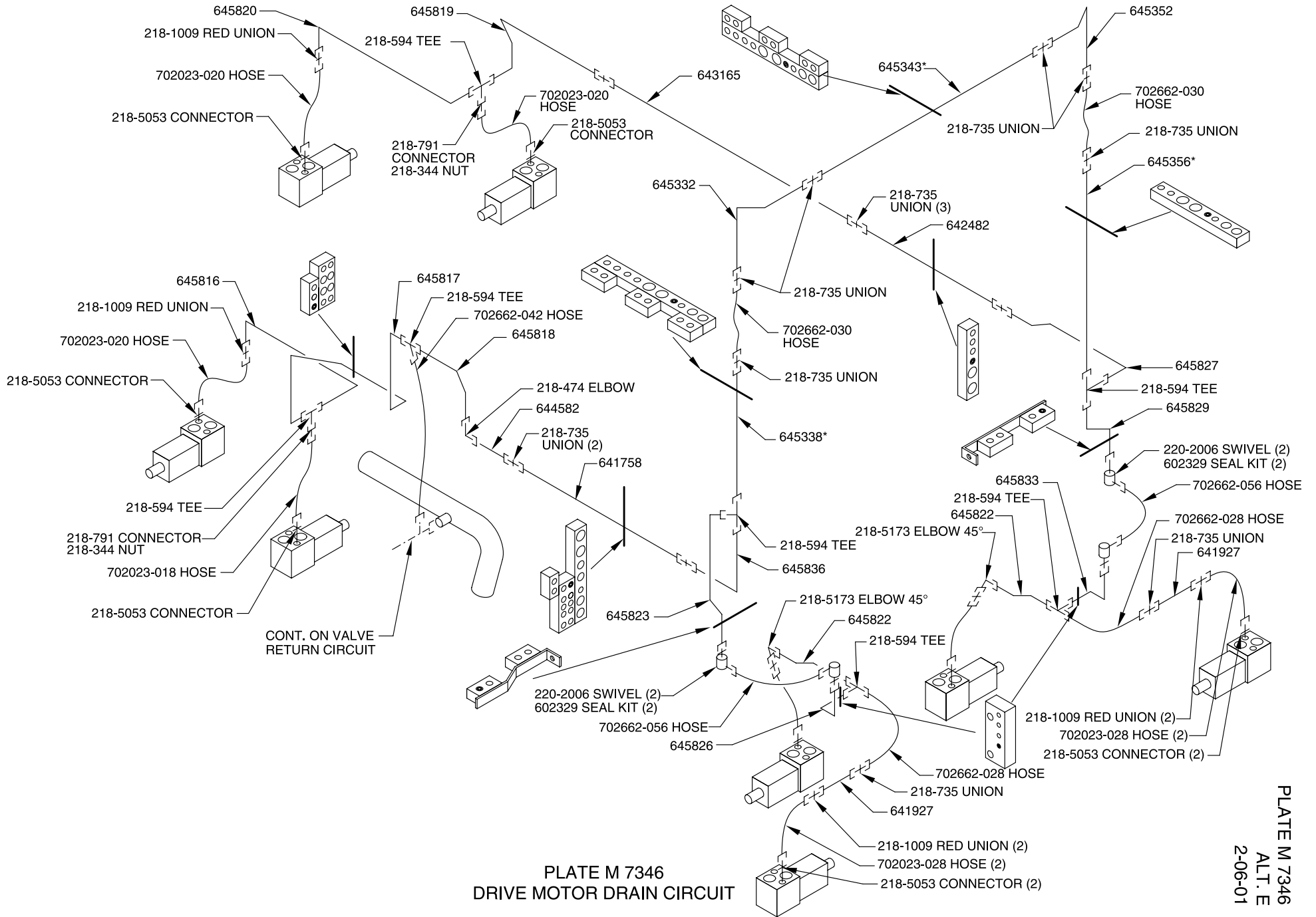


PLATE M 7346  
DRIVE MOTOR DRAIN CIRCUIT

PLATE M 7346  
ALT. E  
2-06-01

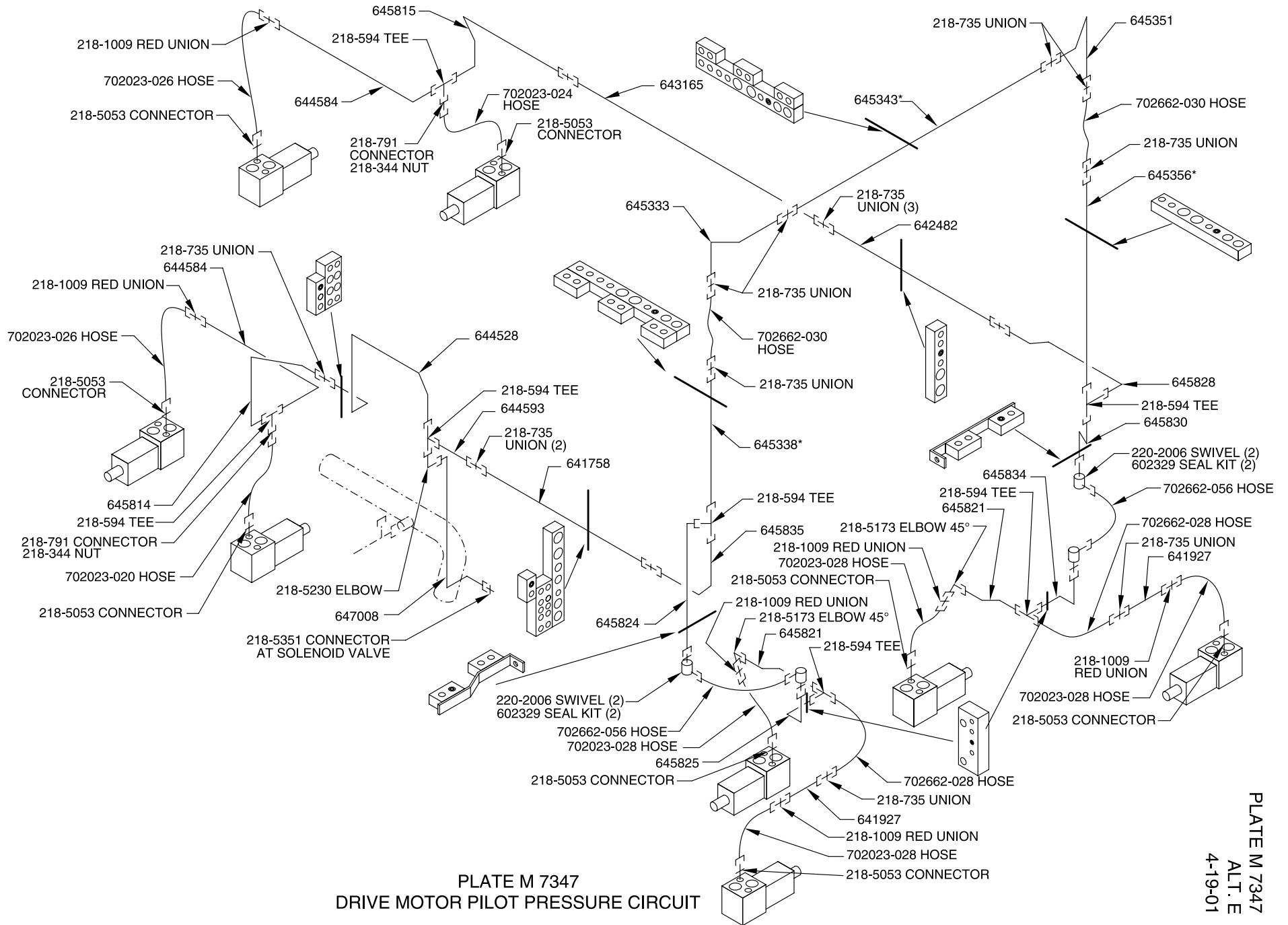


PLATE M 7347  
DRIVE MOTOR PILOT PRESSURE CIRCUIT

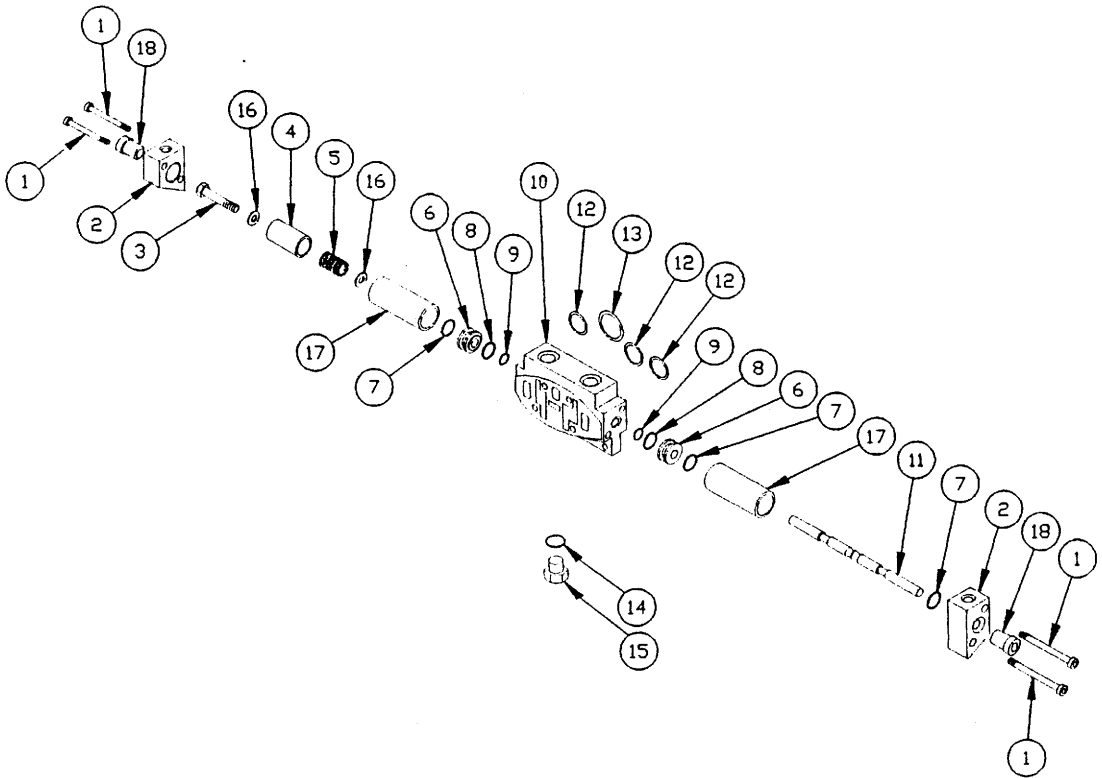


PLATE M 7410  
 VALVE SECTION WORKING

ITEM	PART NUMBER	QTY	DESCRIPTION	ITEM	PART NUMBER	QTY	DESCRIPTION
-	630111M2	1	VALVE SECTION (CONSISTS OF ITEMS 1-18)	14	630306	1	O-RING SEAL
1	630559	4	CAP SCREW	15	630307	1	CHECK CAP
2	630624	2	VALVE CAP	16	630558	2	WASHER
3	630560	1	SHOULDER BOLT	17	630555	2	TUBE SPACER
4	630553	1	SPRING GUIDE	18	630625	2	TUBE PLUG
5	630554	1	SPRING				
6	630557	2	SEAL PLATE				
7	630121	4	O-RING SEAL				
8	630556	2	BACK-UP RING				
9	630014	2	O-RING SEAL				
10	630302	1	HOUSING [NSS]				
11	630297	1	SPOOL [NSS]				
12	630011	3	O-RING SEAL				
13	630012	1	O-RING SEAL				

NSS - NOT SOLD SEPERATELY

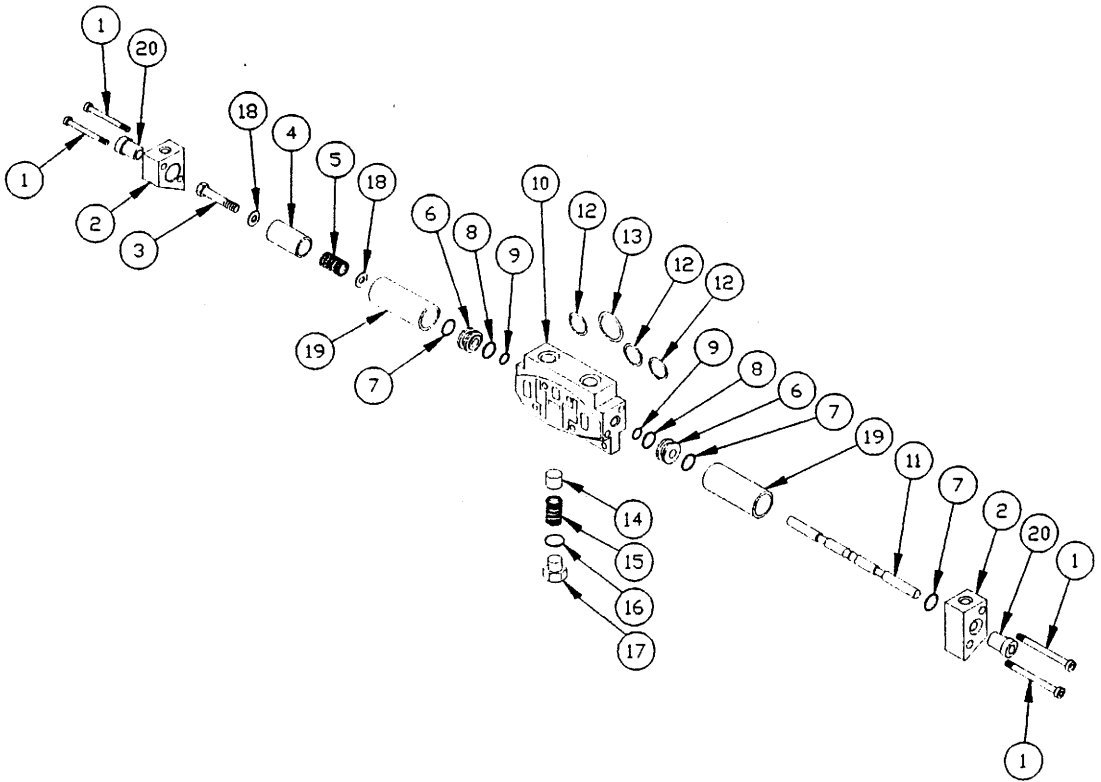
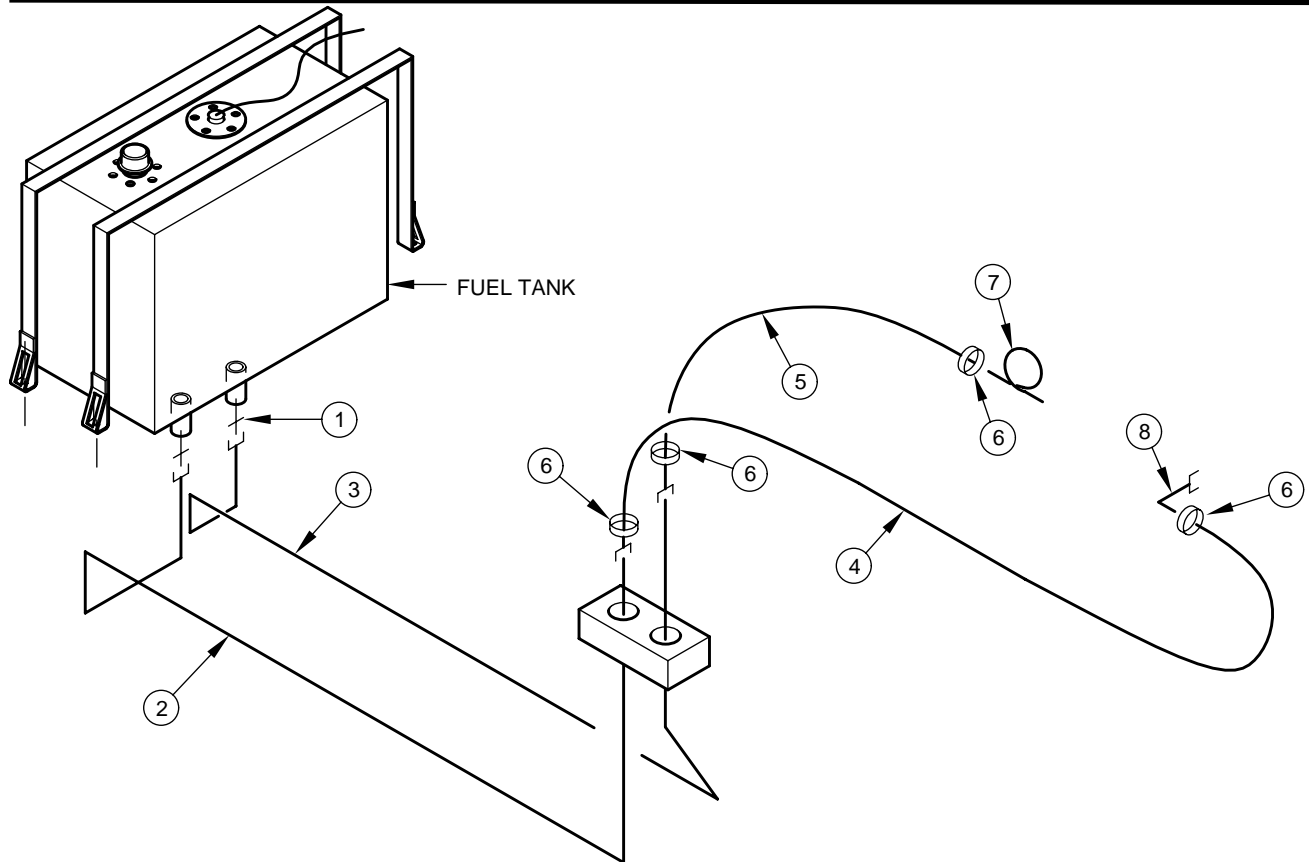


PLATE M 7411  
 VALVE SECTION WORKING

ITEM	PART NUMBER	QTY	DESCRIPTION	ITEM	PART NUMBER	QTY	DESCRIPTION
-	630112M2	1	VALVE SECTION (CONSISTS OF ITEMS 1-20)	15	630305	1	CHECK SPRING
1	630559	4	CAP SCREW	16	630306	1	O-RING SEAL
2	630624	2	VALVE CAP	17	630307	1	CHECK CAP
3	630560	1	SHOULDER BOLT	18	630558	2	WASHER
4	630553	1	SPRING GUIDE	19	630555	2	TUBE SPACER
5	630554	1	SPRING	20	630625	2	TUBE PLUG
6	630557	2	SEAL PLATE				
7	630121	4	O-RING SEAL				
8	630556	2	BACK-UP RING				
9	630014	2	O-RING SEAL				
10	630302	1	HOUSING [NSS]				
11	630303	1	SPOOL [NSS]				
12	630011	3	O-RING SEAL				
13	630012	1	O-RING SEAL				
14	630304	1	CHECK POPPET				

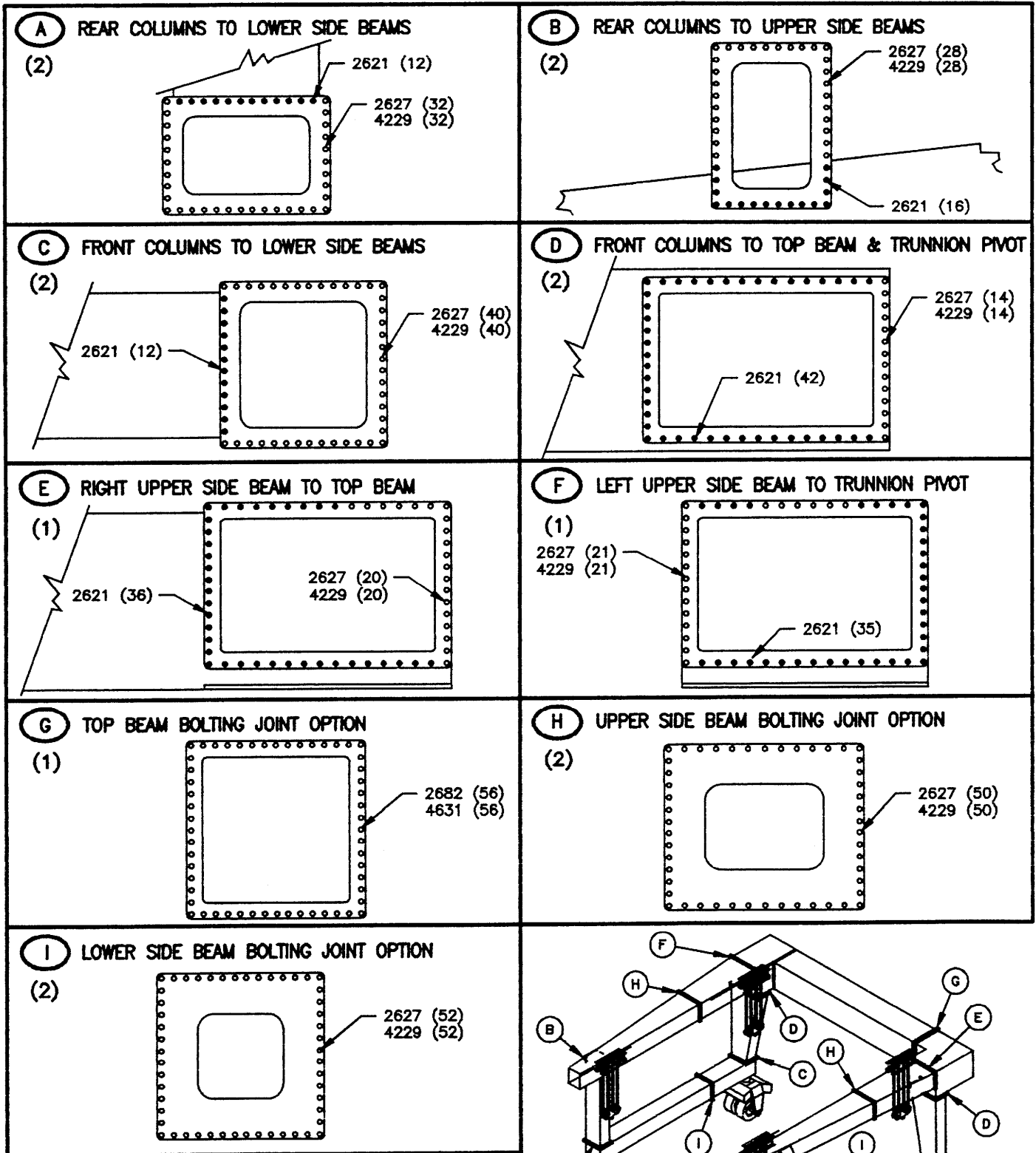
NSS - NOT SOLD SEPERATELY

900328 P: UNIT GRP, JD 6068T (150 AMO)  
 900360 P: UNIT GRP, JD 6068T (200, 300 BFM)



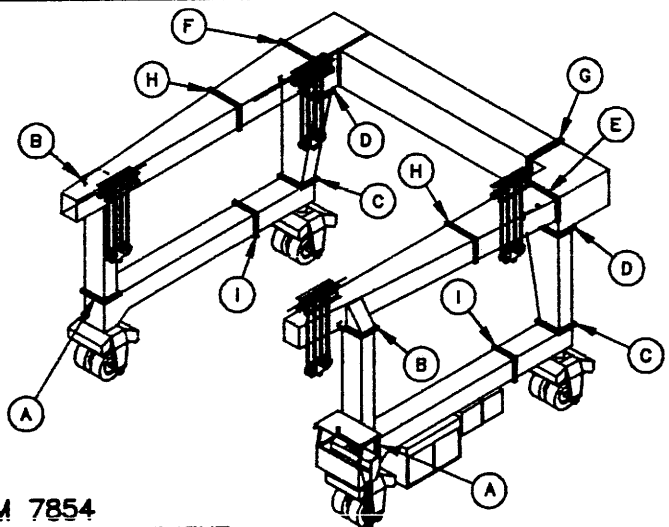
**PLATE M 7662**  
**FUEL LINES W/ JD 6068T ENGINE**

ITEM	PART NO.	QTY.	DESCRIPTION
1	101308	2	CONNECTOR
2	641360	1	TUBE
3	641361	1	TUBE
4	600671-052	1	HOSE
5	600761-042	1	HOSE
6	600842	4	CLAMP
7	645667	1	TUBE
8	603437	1	ELBOW ADAPTER

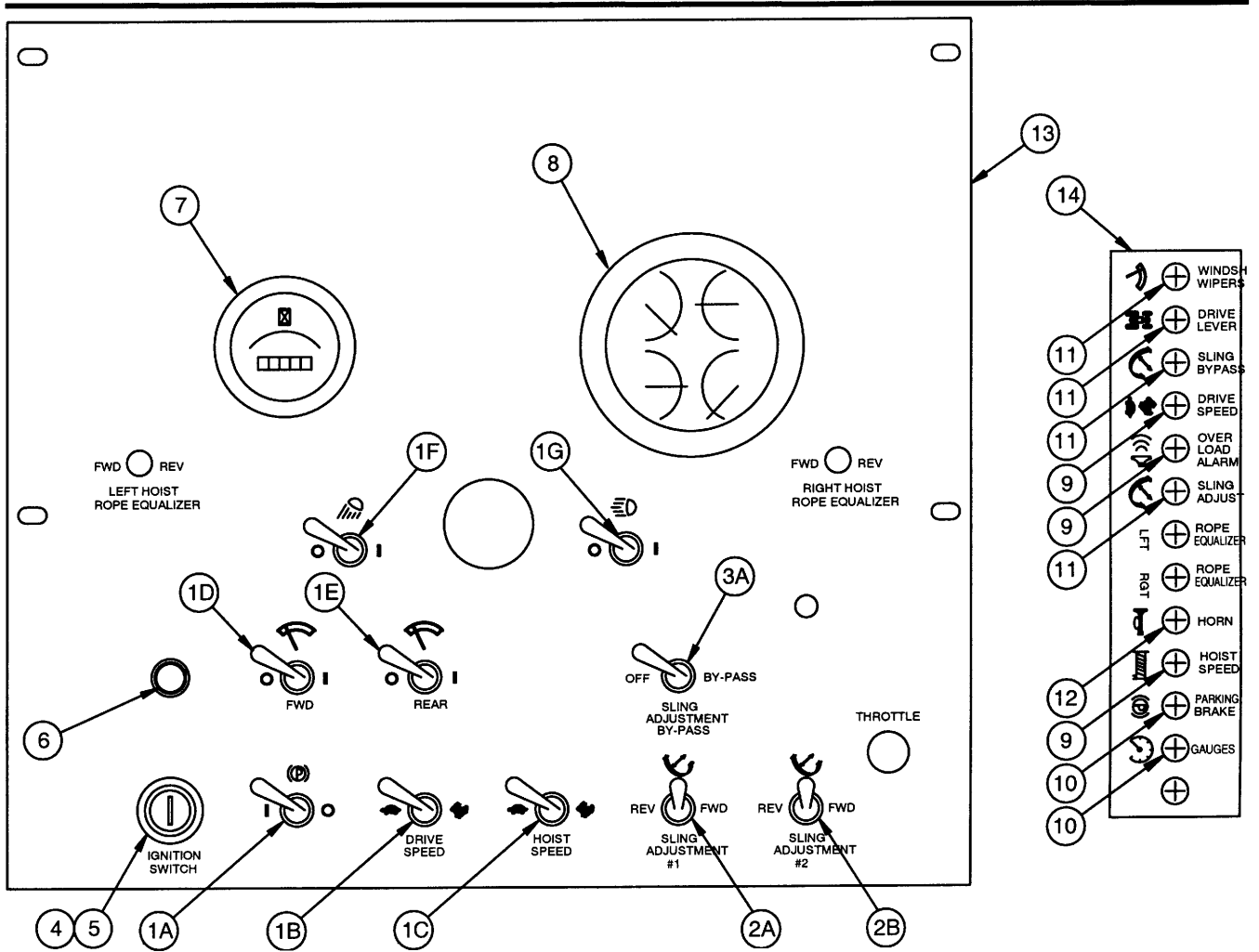


SUMMARY

PART NO.	QTY.	DESCRIPTION
2621	235	BOLT 1-BNC x 2.25
2627	473	BOLT 1-BNC x 3.75
4229	473	NUT 1-BNC
2682	56	BOLT 1 1/4-7NC x 4.25
4631	56	NUT 1 1/4-7NC



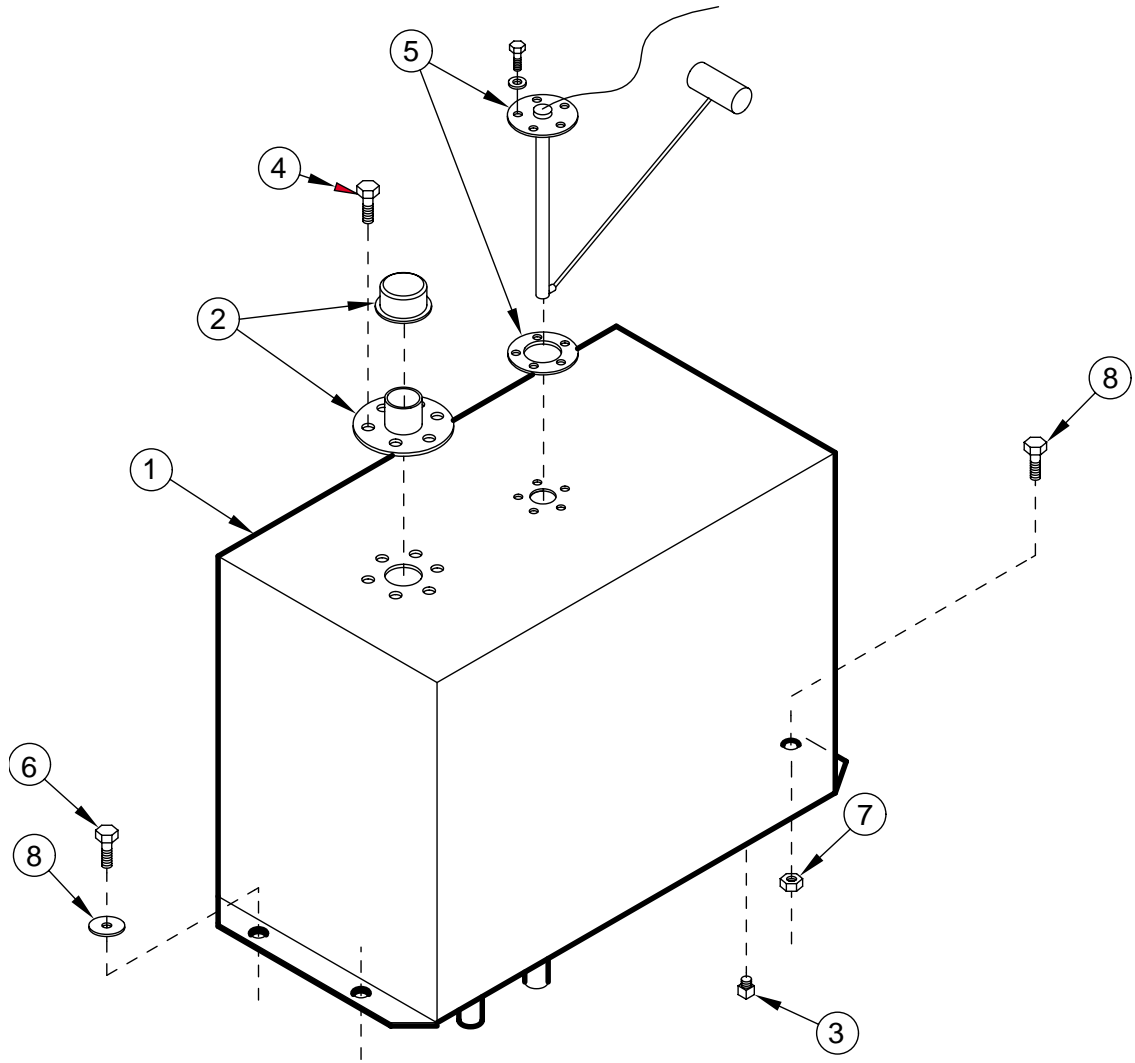
200 BFM  
 900808 EL COMP, CONTROL PANEL - OPEN CAB  
 900809 EL COMP, CONTROL PANEL - ENCL CAB



**PLATE M 7866  
 CONTROL PANEL**

ITEM	PART NO.	QTY	DESCRIPTION
1A	606782	1	SWITCH, TOGGLE, PARKING BRAKE OFF/ON
1B	606782	1	SWITCH, TOGGLE, DRIVE SPEED HIGH/LOW
1C	606782	1	SWITCH, TOGGLE, HOIST SPEED HIGH/LOW
1D	606782	1	SWITCH, TOGGLE, WINDSHIELD WIPERS, FRONT ON/OFF OPTION
1E	606782	1	SWITCH, TOGGLE, WINDSHIELD WIPER, REAR ON/OFF OPTION
1F	606782	1	SWITCH, TOGGLE, LIGHTS, WORK ON/OFF OPTION
1G	606782	1	SWITCH, TOGGLE, LIGHTS, DRIVE ON/OFF OPTION
2A	605309	1	SWITCH, TOGGLE, SLING ADJUSTMENT #1 REV/FWD
2B	605309	1	SWITCH, TOGGLE, SLING ADJUSTMENT #2 REV/FWD
3A	607845	1	SWITCH, TOGGLE, SLING ADJUSTMENT BYPASS
4	601125	1	IGNITION SWITCH (INCLUDES ITEM 5)
5	606194	1	IGNITION KEY
6	63242	1	SWITCH, PUSHBUTTON, ETHER START (JD ENGINES) OPTION
6	63242	1	SWITCH, PUSHBUTTON, ENGINE STOP (GM 4-71 ENGINES ONLY)
7	601055	1	HOURMETER
8	609420	1	GAUGE, 4 IN 1
9	607417-2	3	CIRCUIT BREAKER, 2 AMPS
10	607417-5	2	CIRCUIT BREAKER, 5 AMPS
11	607417-10	4	CIRCUIT BREAKER, 10 AMPS
12	607417-15	1	CIRCUIT BREAKER, 15 AMPS
13	856705	1	CONTROL PANEL (FURN. W/ CAB)
14	704869	1	CIRCUIT BREAKER PANEL (FURN. W/ CAB)

150, 200, 300 AMO/SL/BF/M/C  
 900491 TANK GROUP

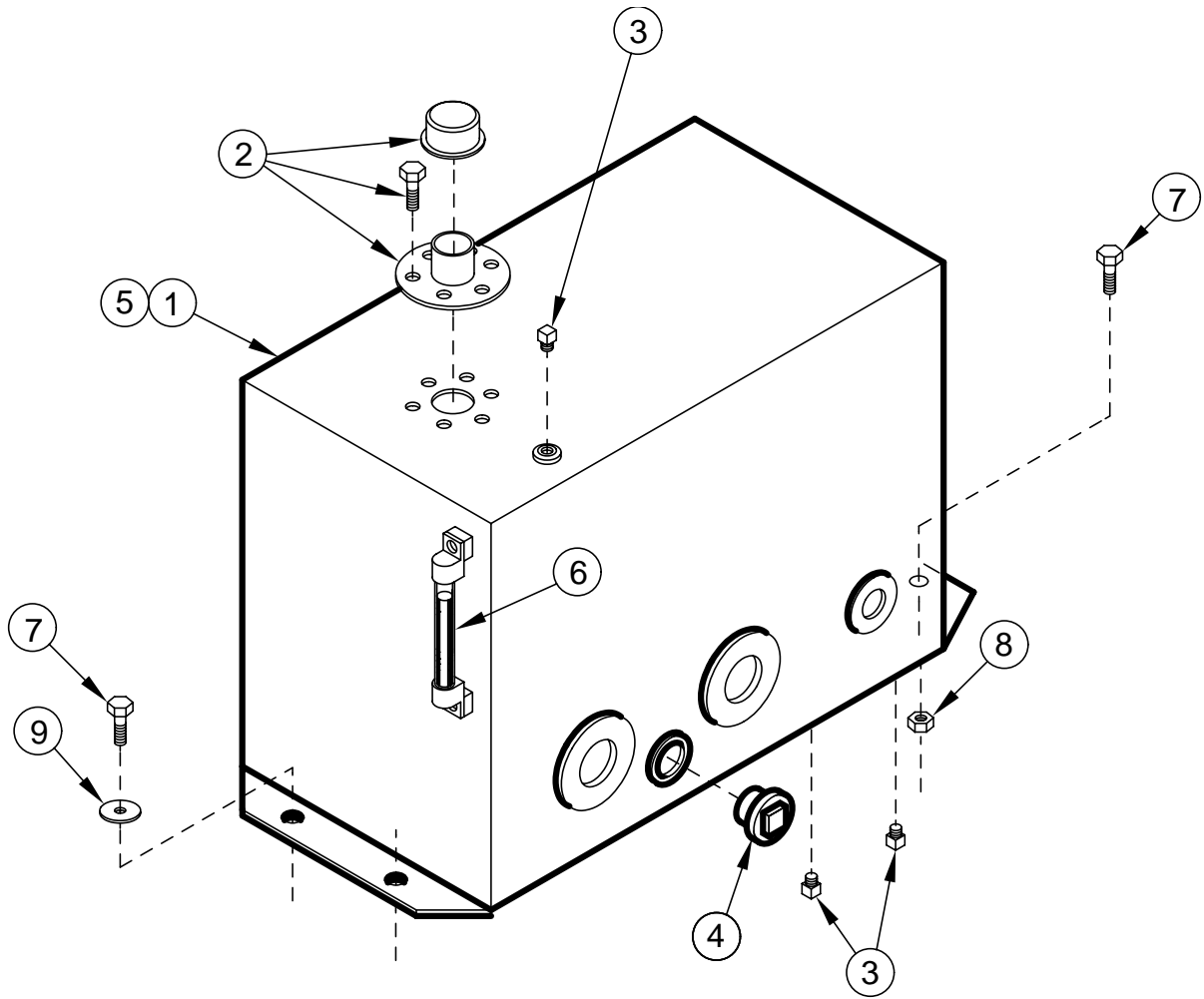


**PLATE M 7922  
 FUEL TANK**

ITEM	PART NO.	QTY	DESCRIPTION
1	850683M1	1	FUEL TANK (INCLUDES ITEMS 2, 3, 4, 5)
2	8654-1381	1	FILLER CAP (FURN. W/ TANK)
3	221-665	1	PLUG, PIPE, 3/4" (FURN. W/ TANK)
4	173-95	6	MACHINE SCREW (FURN. W/ TANK)
5	601062	1	FUEL LEVEL SENDER (W/ GASKET, SCREWS, WASHERS) (FURN. W/ TANK)
6	113-219	4	BOLT
7	131-463	2	NUT, S.L.
8	192-21	2	LOCKWASHER



150, 200, 300 AMO/SL/BFM/C  
 900491 TANK GRP



**PLATE M 7923  
 HYDRAULIC OIL TANK**

ITEM	PART NO.	QTY	DESCRIPTION
1	851651M1	1	HYDRAULIC OIL TANK, 57 GAL (INCLUDES ITEMS 2, 3, 4)
2	702329	1	FILLER CAP, W/ RELIEF (FURN. W/ TANK)
3	221-665	3	PLUG, PIPE, 3/4" (FURN. W/ TANK)
4	60073	1	PLUG, PIPE (FURN. W/ TANK)
5	1100179	57	HYDRAULIC OIL, GALLONS
6	605326	1	LIQUID LEVEL GAUGE
7	113-219	4	BOLT
8	131-463	2	NUT, SELF LOCKING
9	192-21	2	LOCKWASHER

300 BFM  
854083 TUBE BLOCK GROUP  
900753 TUBE BLOCKS AT WHEEL FRAMES  
300 BFM/II  
900989 TUBE BLOCK GROUP  
900753 TUBE BLOCKS AT WHEEL FRAMES

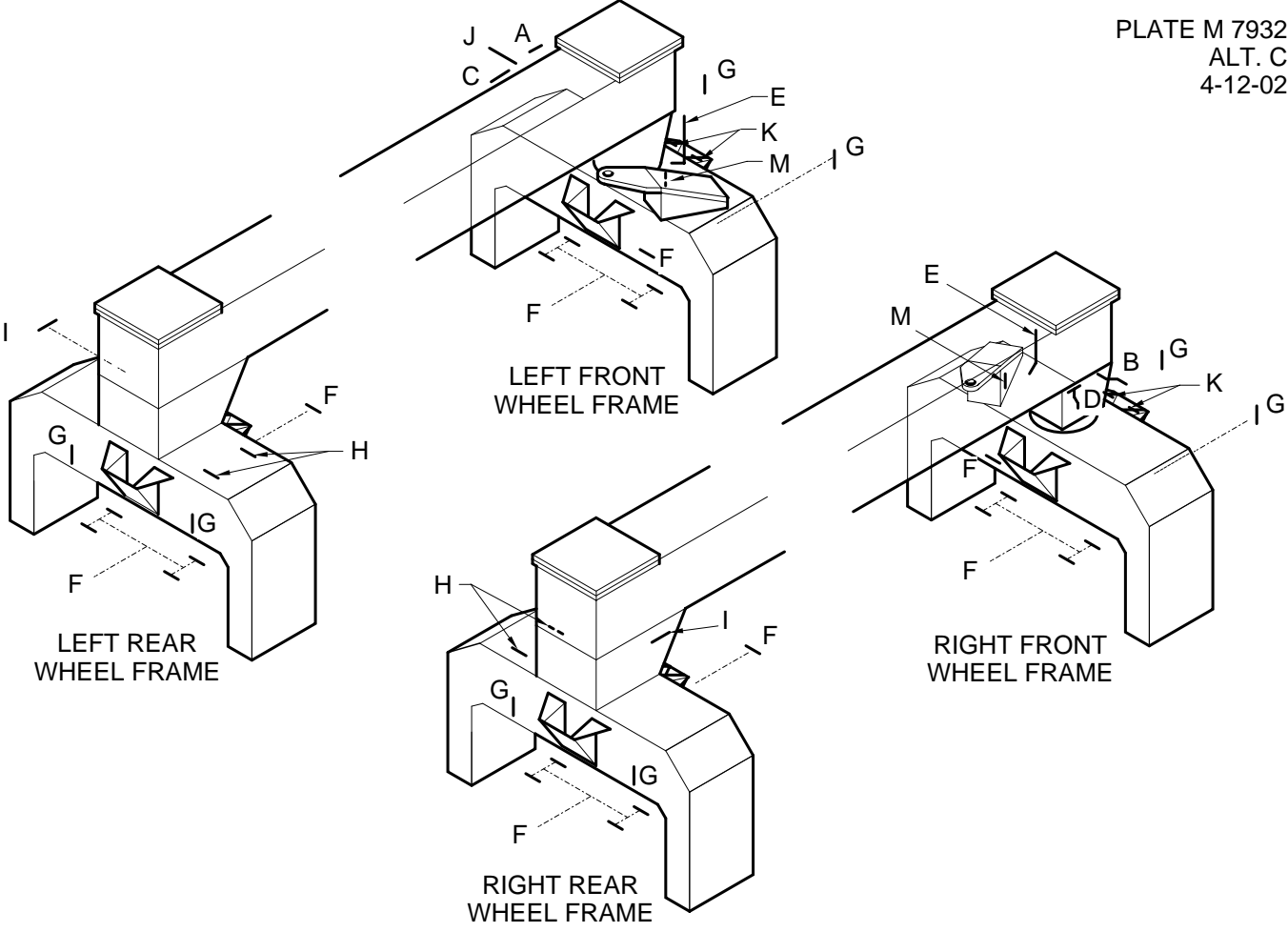



PLATE M 7932  
TUBE BLOCKS AND CLAMPS  
AT WHEEL FRAMES

200 BFM  
854642 TUBE BLOCK GROUP  
900753 TUBE BLOCKS AT WHEEL FRAMES

<p><b>A</b> 900552 (1)</p> <p>113-257 195-104 (2) 131-52 100309</p>	<p><b>B</b> 900788 (1)</p> <p>703662 BRACKET 113-207 192-21 100309 113-257 195-104 131-52</p>	<p><b>C</b> 900789 (1)</p> <p>602186M1 113-252 195-104 (2) 131-52</p>	<p><b>D</b> 900790 (1)</p> <p>602394 113-252 195-104 131-52 113-207 192-21 195-104 129-103 610323 BAR 601191 CLAMP</p>	<p><b>E</b> 900791 (2)</p> <p>701296 SUPPORT 607079 113-207 (2) 195-104 (2) 113-259 195-104 131-52</p>
<p><b>F</b> 900764 (20)</p> <p>113-213 195-104 602176</p>	<p><b>G</b> 900792 (8)</p> <p>602159 BAR 113-207 192-21 113-206 192-21 195-104 601192 CLAMP</p>	<p><b>H</b> 900793 (4)</p> <p>607077 113-213 195-104</p>	<p><b>I</b> 900794 (2)</p> <p>607078 113-213 195-104 (2) 131-52</p>	<p><b>J</b> 900795 (1)</p> <p>100309 113-257 195-104 131-52 703660 BRACKET 113-207 192-21</p>
<p><b>K</b> 900796 (4)</p> <p>113-267 195-104 (2) 131-52 100309</p>	<p><b>L</b></p>	<p><b>M</b> 900797 (2)</p> <p>603988 113-219 195-104</p>		

(--) QUANTITY      113-\_\_\_ BOLT      195-104 WASHER      131-52 NUT, S.L.      192-21 LOCKWASHER       TUBE BLOCK

200 BFM  
 854642 TUBE BLOCK GRP (STD)  
 900816 TUBE BLOCKS, LOW S.B. RIGHT (STD)

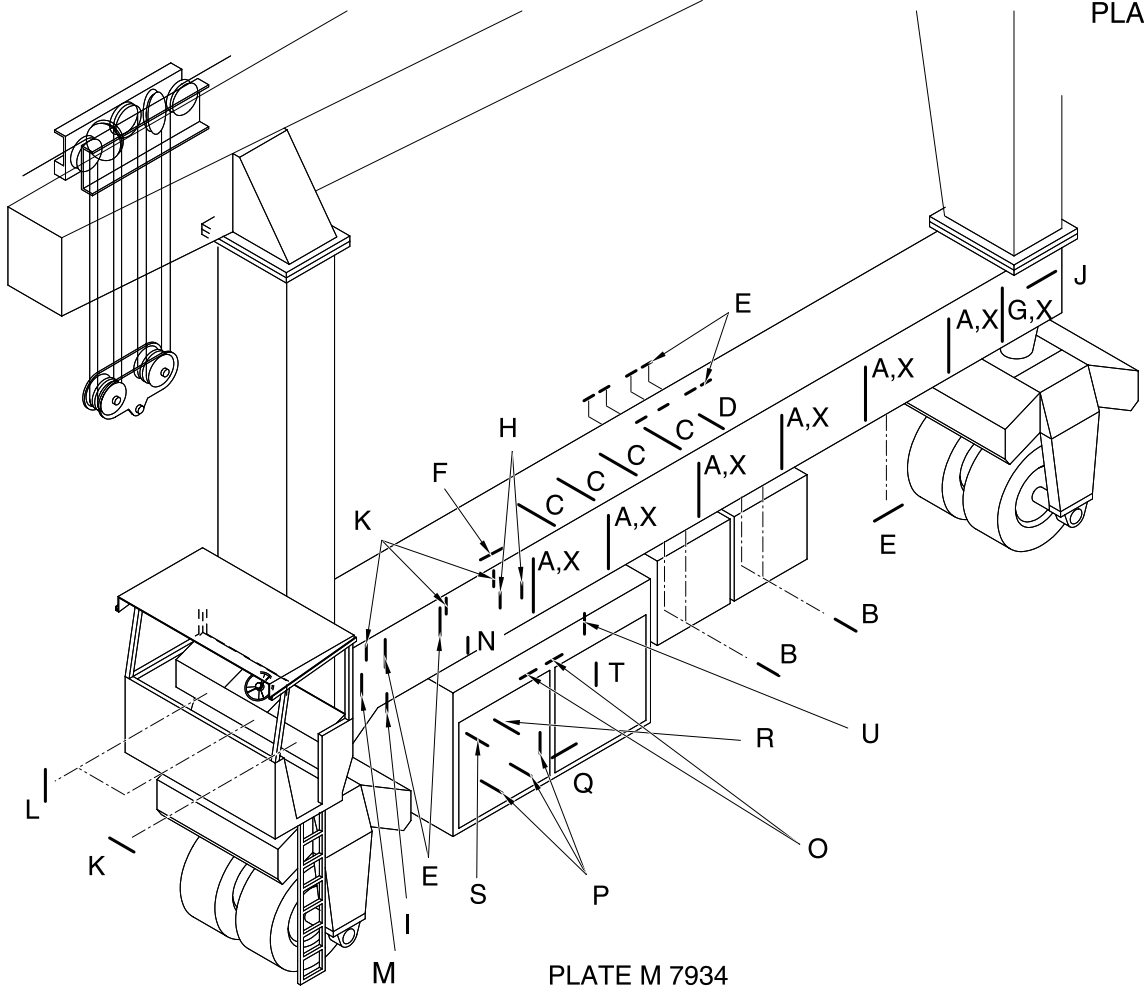


PLATE M 7934  
 TUBE BLOCKS AND CLAMPS,  
 LOWER SIDE BEAM - RIGHT

<p><b>A</b> 900781 (6)            701245            606243            100309            113-251            195-104 (2)            131-52            113-247            195-104(2)            113-258            131-52            195-104 (2)</p>	<p><b>B</b> 900537 (4)            100309            113-219            195-104</p>	<p><b>C</b> 900755 (4)            602150            113-257            195-104</p>	<p><b>D</b> 900756 (1)            602151            113-257            195-104</p>	<p><b>E</b> 900527 (11)            100001            113-248            195-104</p>	<p><b>F</b> 900757 (1)            602148            113-257            195-104</p>
<p><b>G</b> 900813 (1)            701471            606243            100309            113-251            195-104 (2)            131-52            113-247            195-104(2)            113-258            131-52            195-104 (2)</p>	<p><b>H</b> 900759 (2)            113-248            195-104 (2)            131-52            602166</p>	<p><b>I</b> 900760 (1)            604882            602166            113-2250            195-104</p>	<p><b>J</b> 900814 (1)            113-2237            195-104 (2)            131-52            113-241            195-104 (2)            131-52            100309            701246            601241</p>	<p><b>K</b> 900762 (4)            100005            113-213            195-104</p>	<p><b>L</b> 900763 (2)            601755-1.5            SPACER            113-267            195-104 (2)            131-52            223653</p>
<p><b>M</b> 900764 (1)            602176            113-213            195-104</p>	<p><b>N</b> 900765 (1)            604882            113-259            195-104</p>	<p><b>O</b> 900543 (2)            113-259            195-104 (2)            131-52            601159</p>	<p><b>P</b> 900546 (3)            101625            113-219            195-104</p>	<p><b>Q</b> 900766 (1)            600175            113-257            195-104 (2)            131-52</p>	<p><b>R</b> 900767 (1)            113-248            195-104 (2)            131-52            602182</p>
<p><b>S</b> 900545 (1)            113-248            195-104 (2)            131-52            602568</p>	<p><b>T</b> 900768 (1)            601755-1.38            SPACER            602186M1            113-259            195-104</p>	<p><b>U</b> 900769 (1)            602186M1            113-203            195-104 (2)            131-52            1100930            BRACKET            HDWE            EXISTING</p>			<p><b>X</b> 900815 (7)            113-207            192-21            195-104            702887            BRACKET</p>

(--)  
 QUANTITY

113-  
 BOLT

195-104  
 WASHER

131-52  
 NUT, S.L.

192-21  
 LOCKWASHER

  
 TUBE BLOCK

200 BFM  
854642 TUBE BLOCK GROUP  
900817 TUBE BLOCKS, MAIN STRUCTURE

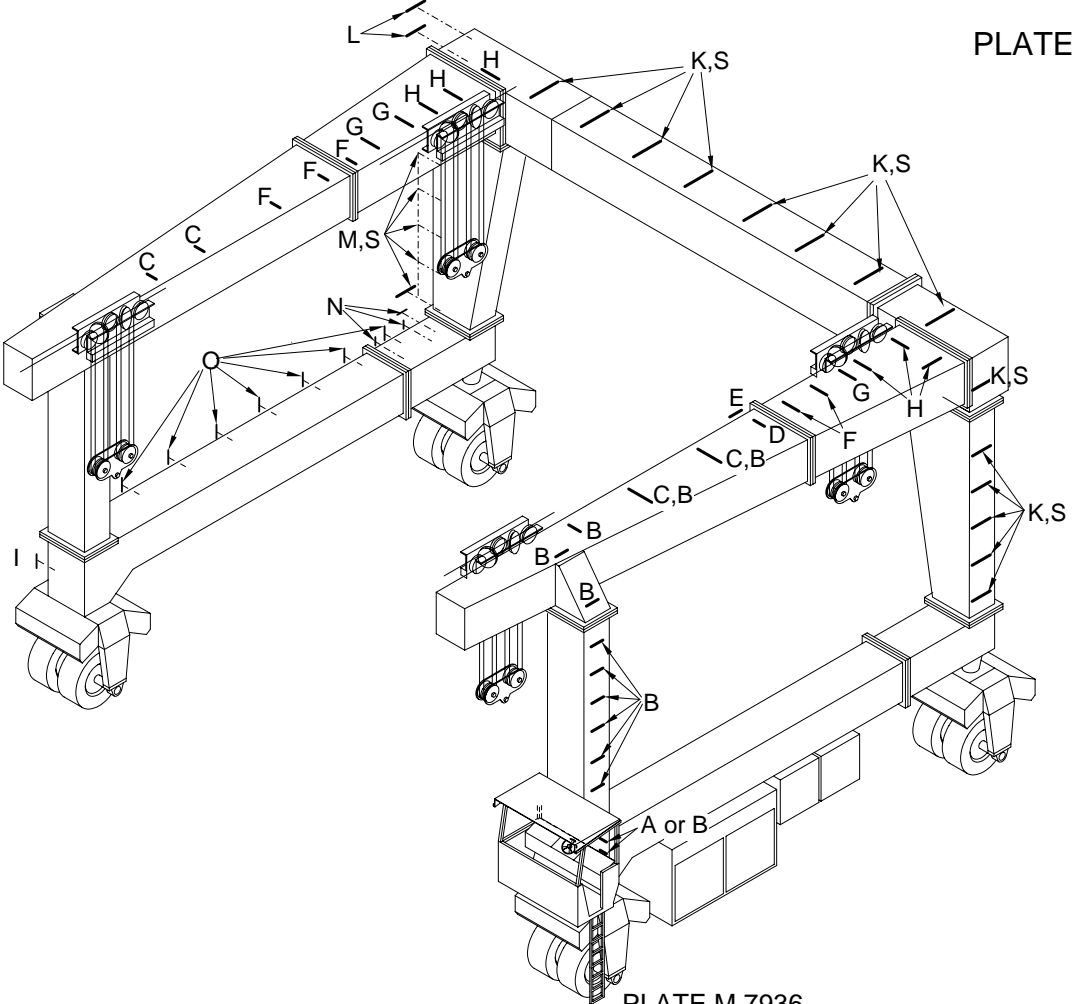


PLATE M 7936  
TUBE BLOCKS AND CLAMPS,  
MAIN STRUCTURE

<p><b>A</b> 900562 (2) 113-219 195-104 223653 (2) OPEN CAB ONLY ENCLOSED CAB USE "B"</p>	<p><b>B</b> 900541 (13) 113-257 195-104 131-52 223653 (11) OPEN CAB (2) ENCL CAB</p>	<p><b>C</b> 900549 (4) 601241 113-213 195-104 131-52</p>	<p><b>D</b> 900818 (1) 223653 113-267 195-104 (2) 131-52 100309</p>	<p><b>E</b> 900526 (1) 223653 113-219 195-104</p>
<p><b>F</b> 900552 (5) 113-257 195-104 (2) 131-52 100309</p>	<p><b>G</b> 900616 (3) 113-252 195-104 131-52 601241 100309</p>	<p><b>H</b> 900553 (6) 113-267 195-104 (2) 131-52 100309</p>	<p><b>I</b> 900764 (1) 602176 113-213 195-104</p>	<p><b>J</b></p>
<p><b>K</b> 900820 (14) 100309 701246 113-253 195-104 (2) 131-52 113-247 195-104 (2) 131-52</p>	<p><b>L</b> 900778 (2) 701247 113-241 195-104</p>	<p><b>M</b> 900779 (5) 701247 131-247 195-104 (2) 131-52</p>	<p><b>N</b> 900527 (3) 100001 113-248 195-104</p>	<p><b>O</b> 900780 (7) 604893 113-248 195-104 131-52</p>
<p><b>P</b></p>	<p><b>Q</b></p>	<p><b>R</b></p>	<p><b>S</b> 900821 (19) 113-207 192-21 195-104 702886 BRACKET</p>	<p><b>T</b></p>

(-) QUANTITY

113- BOLT

195-104 WASHER

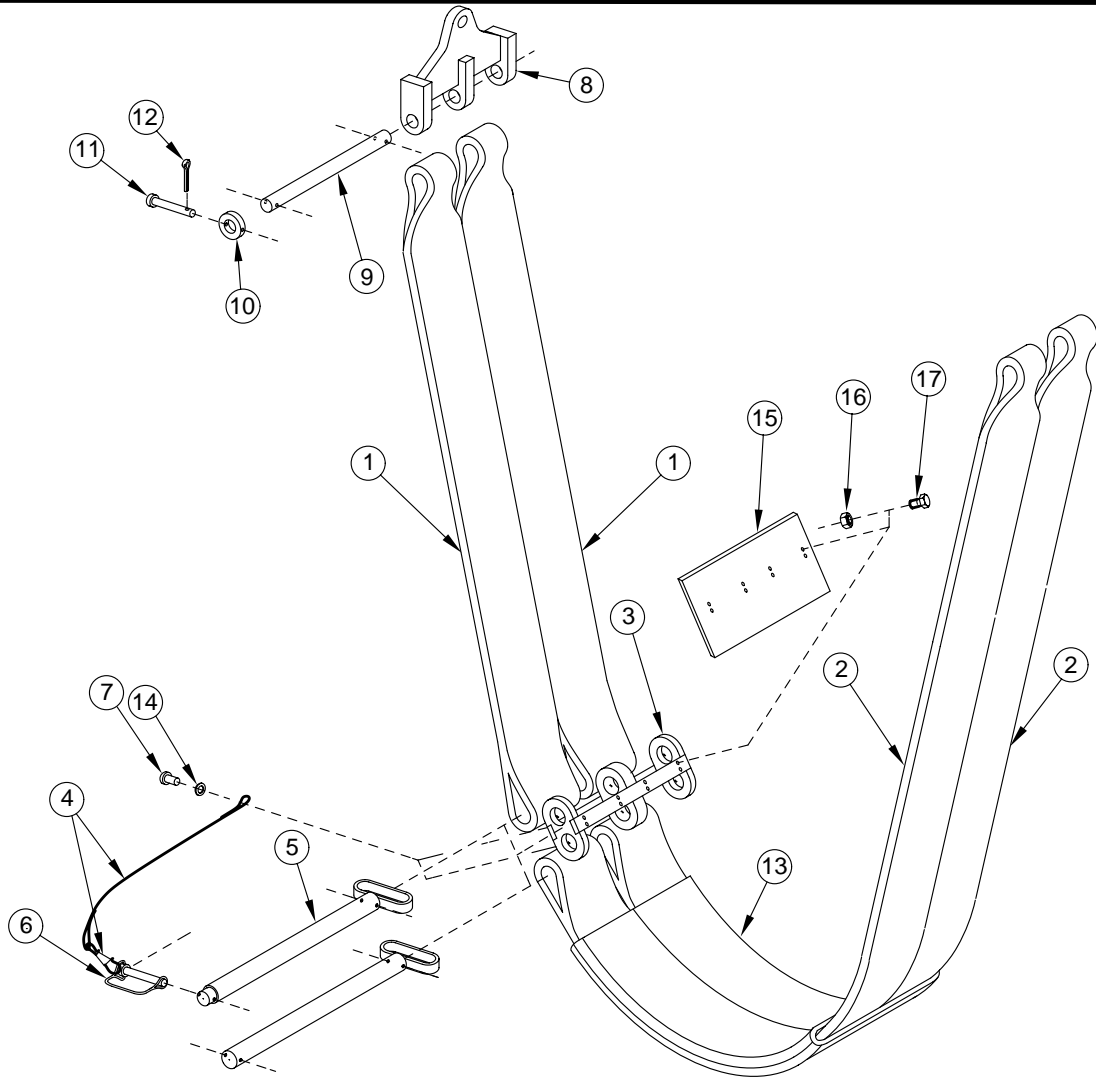
192-21 LOCKWASHER

131-52 NUT, S.L.



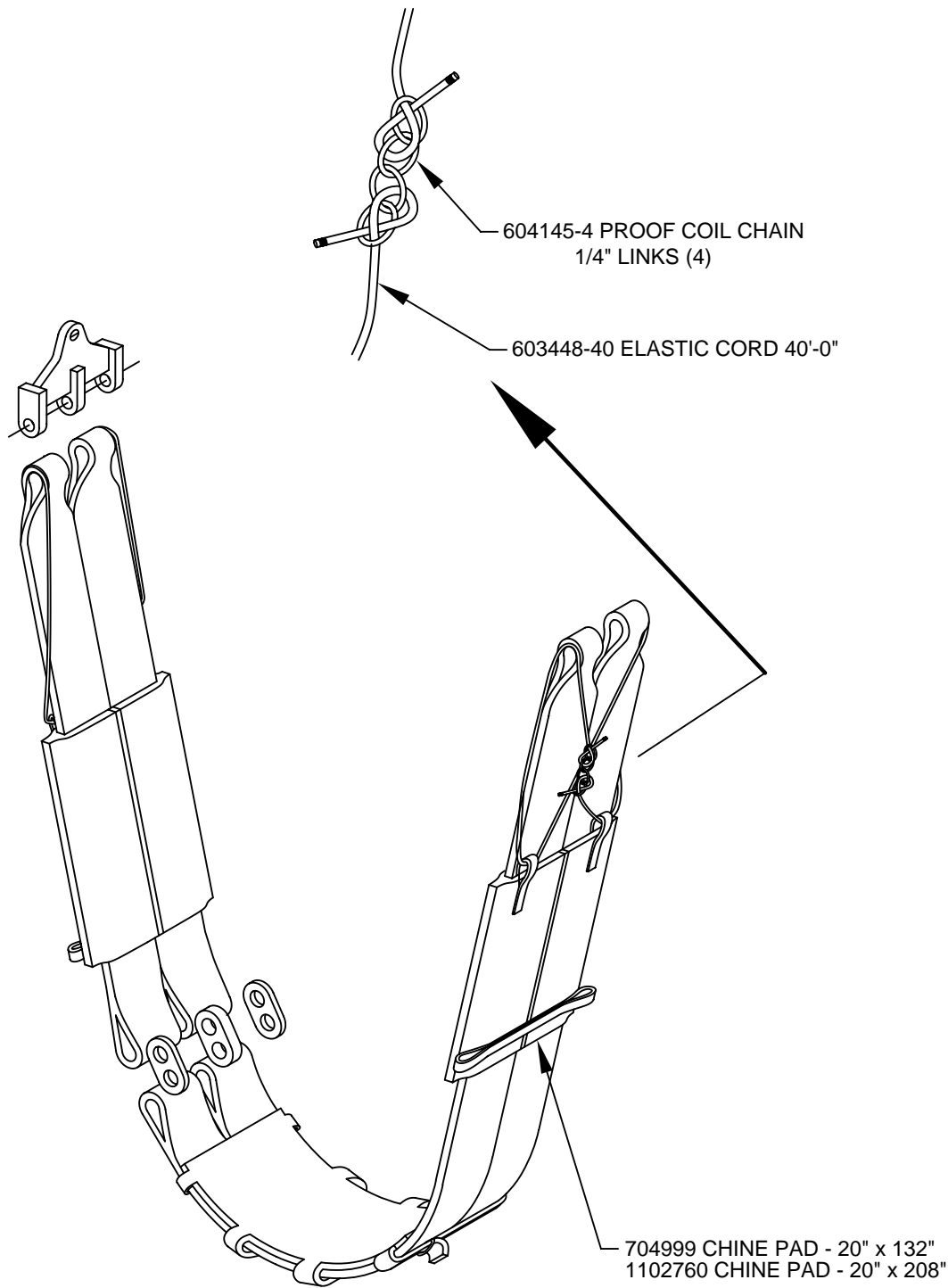
TUBE BLOCK

200 BFM 900117 (4) W/ 3/4" WIRE ROPE  
 300 BFM 900149 (6) W/ 3/4" WIRE ROPE



**PLATE M 7952  
 SLING GROUP, NYLON, 4 PLY**

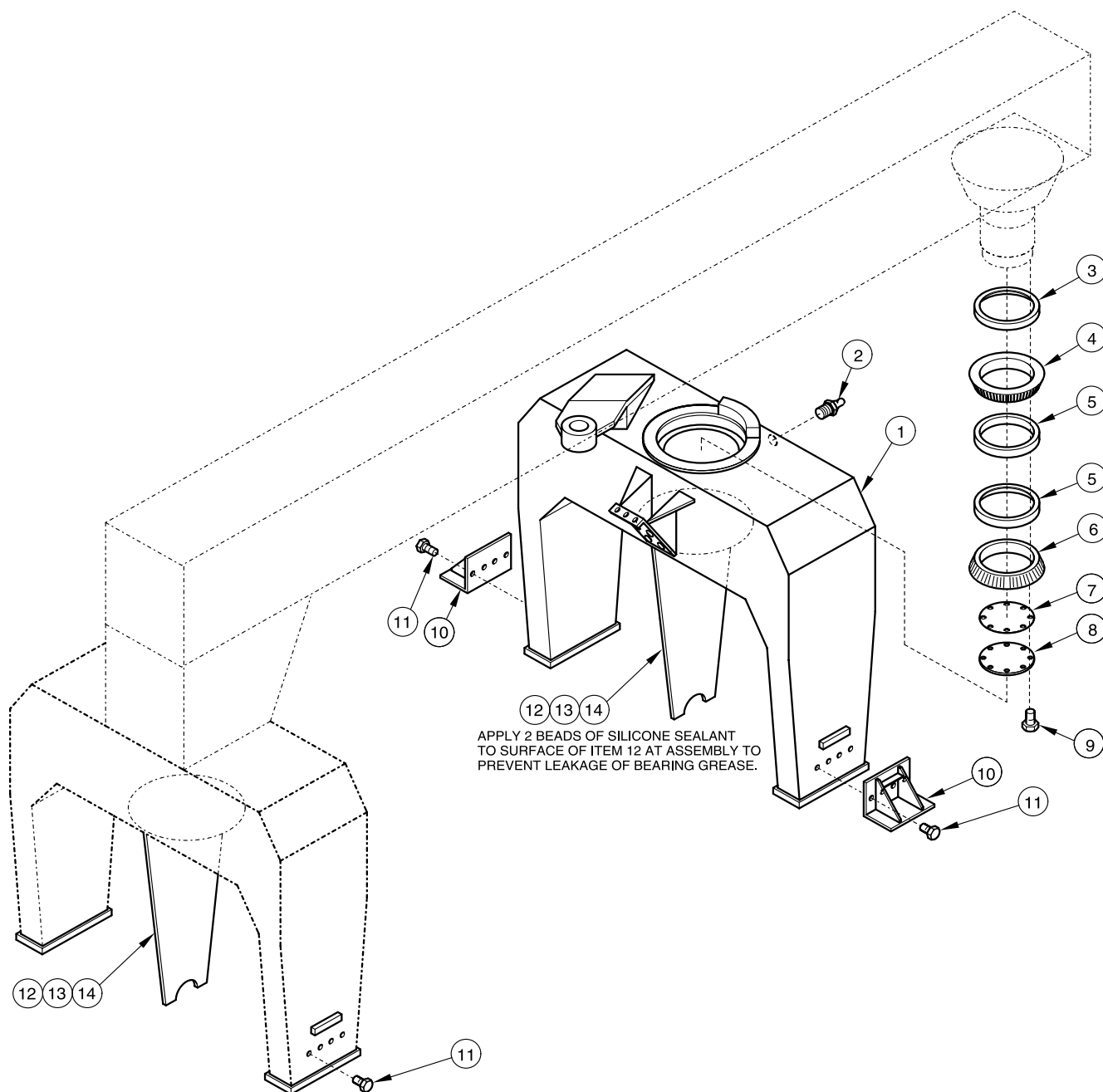
ITEM	PART NO.	QTY	DESCRIPTION
--	856592	1	NYLON SLING ASSEMBLY (CONSISTS OF THE FOLLOWING)
1	704996-24.5	2	NYLON SLING HALF, 10" x 24'-6"
2	704996-31.5	2	NYLON SLING HALF, 10" x 31'-6"
3	802501	1	LINK, SLING
4	609980	2	LANYARD
5	704873	2	PIN, SLING
6	609979	2	PIN, WIRE LOCK
7	113-4	2	BOLT
8	802451	2	SLING CONNECTOR, W/ 3/4" WIRE ROPE
9	607016	2	PIN, CONNECTOR
10	603804	4	COLLAR
11	137-124	4	CLEVIS PIN
12	132-48	4	COTTER PIN
13	705071	1	KEEL PAD, 20" x 72"
14	195-516	2	WASHER
15	705074	1	RUBBER PAD
16	131-71SS	8	NUT, S.L.
17	20-424SS	8	BOLT



- 200 BFM 900118 CHINE PAD GRP, 20" x 132" (4 SETS)
- 300 BFM 855340 CHINE PAD GRP, 20" x 132" (6 SETS)
- 300 BFM 901439 CHINE PAD GRP, 20" x 208" (6 SETS)
- 800 CMO 901056 CHINE PAD GRP, 20" x 132" (16 SETS / 32 PADS)

PLATE M 7953  
CHINE WEAR PADS  
FOR 20" WIDE SLINGS

200 BFM  
 854638 WHEEL FRAME GRP, FRONT  
 854640 WHEEL & TIRE GRP (ITEMS 12 - 14)



**PLATE M 7975  
 WHEEL FRAME AND PIVOT ASSEMBLY**

ITEM	PART NO.	QTY	DESCRIPTION	ITEM	PART NO.	QTY	DESCRIPTION
1	854699	1	WHEEL FRAME ASSY, R.F.	10	800654	2	JACKING PAD
1	854700	1	WHEEL FRAME ASSY, L.F.	11	113-607	16	BOLT
2	219-1	1	LUBE FITTING	12	854691	2	CENTER SUPPORT
3	601916	1	BEARING SEAL	13	113-810	20	SCREW
4	601914	1	BEARING CONE	14	195-549	20	WASHER
5	601913	2	BEARING CUP				
6	601915	1	BEARING CONE				
7	602023	-	SHIM (AS REQUIRED)				
8	602019	1	BEARING RETAINER				
9	602020	8	BOLT				

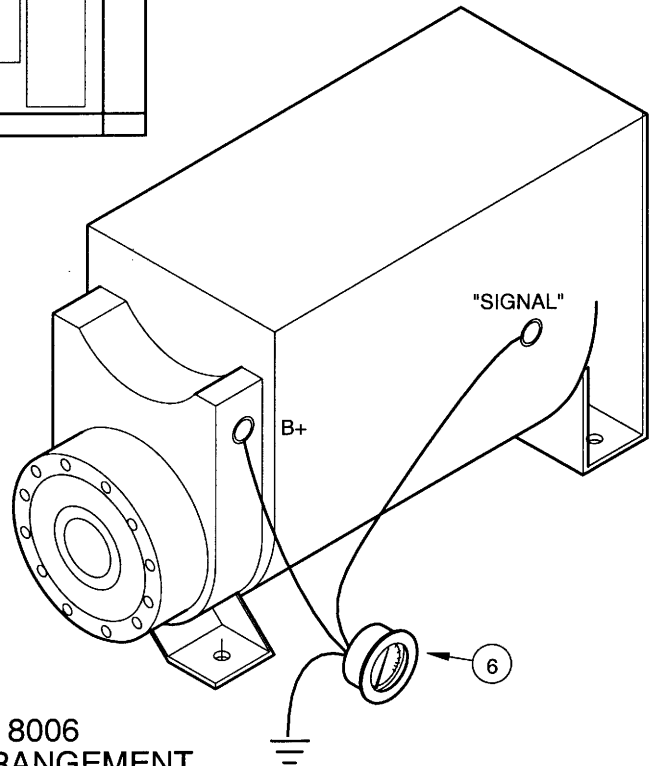
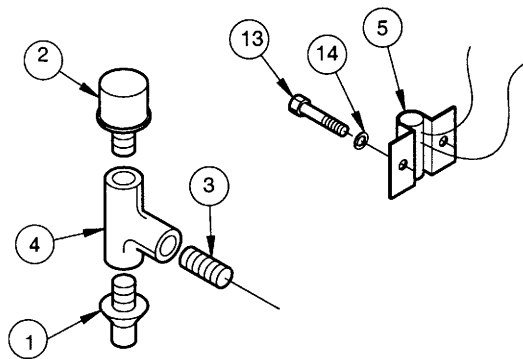
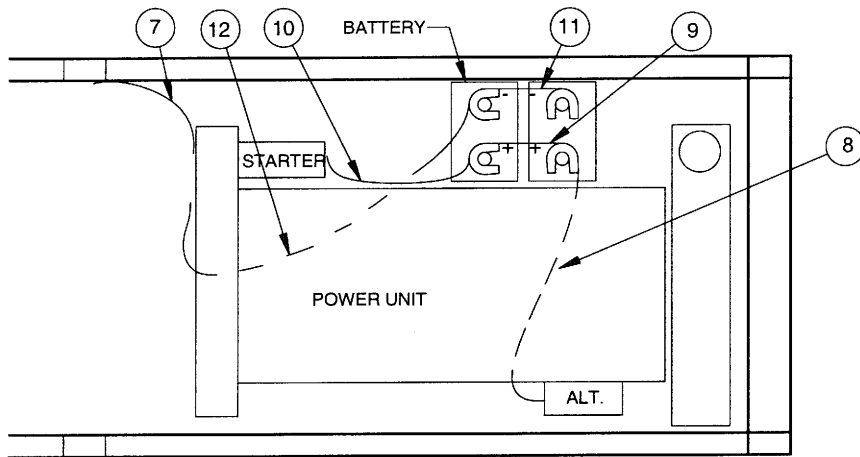


PLATE M 8006  
ELECTRICAL ARRANGEMENT  
AT POWER UNIT - JD 6068T

ITEM	PART NUMBER	QTY.	DESCRIPTION
1	608284	1	SWITCH, OIL PRESSURE
2	601066	1	SENDER, OIL PRESSURE
3	7838	1	NIPPLE
4	17977	1	TEE
5	700013	1	SOLENOID, AUXILIARY START
6	610116	1	TACHOMETER W/ HARDWARE (200 & 300 BFM)
7	700865-26	1	BATTERY CABLE ASSEMBLY #2 - J1
8	703750-48	1	BATTERY CABLE ASSEMBLY #2 - J2
9	700923-7	1	BATTERY CABLE ASSEMBLY #2 - P1
10	701042-28	1	BATTERY CABLE ASSEMBLY 2/0 - P2
11	701041-7	1	BATTERY CABLE ASSEMBLY #2 - N1
12	701500-30	1	BATTERY CABLE ASSEMBLY 2/0 - N2
13	2349	2	BOLT
14	4395	2	LOCKWASHER



150, 200, 300 BFM  
900428 ELECT ARRGT AT CAB, OPEN

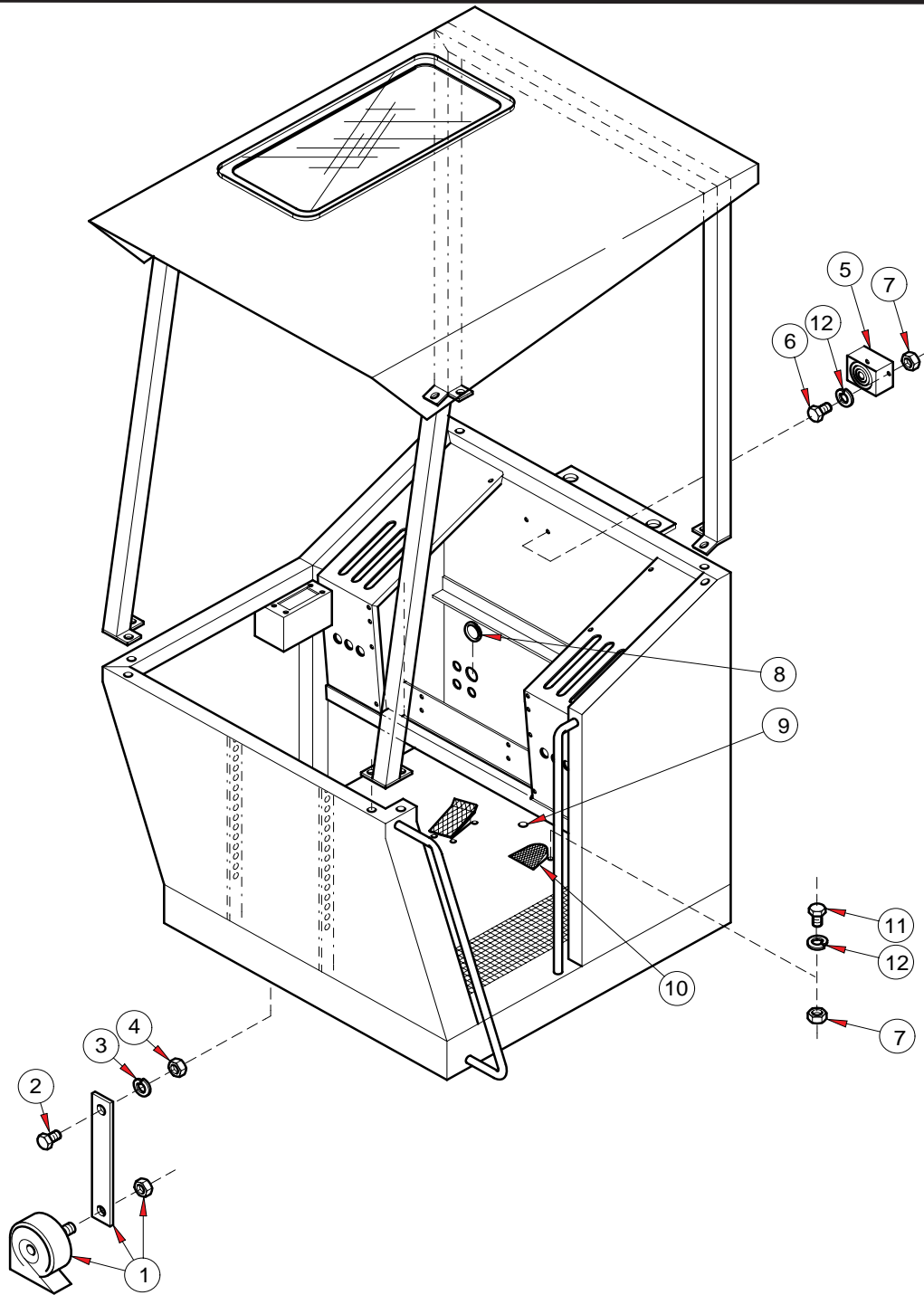
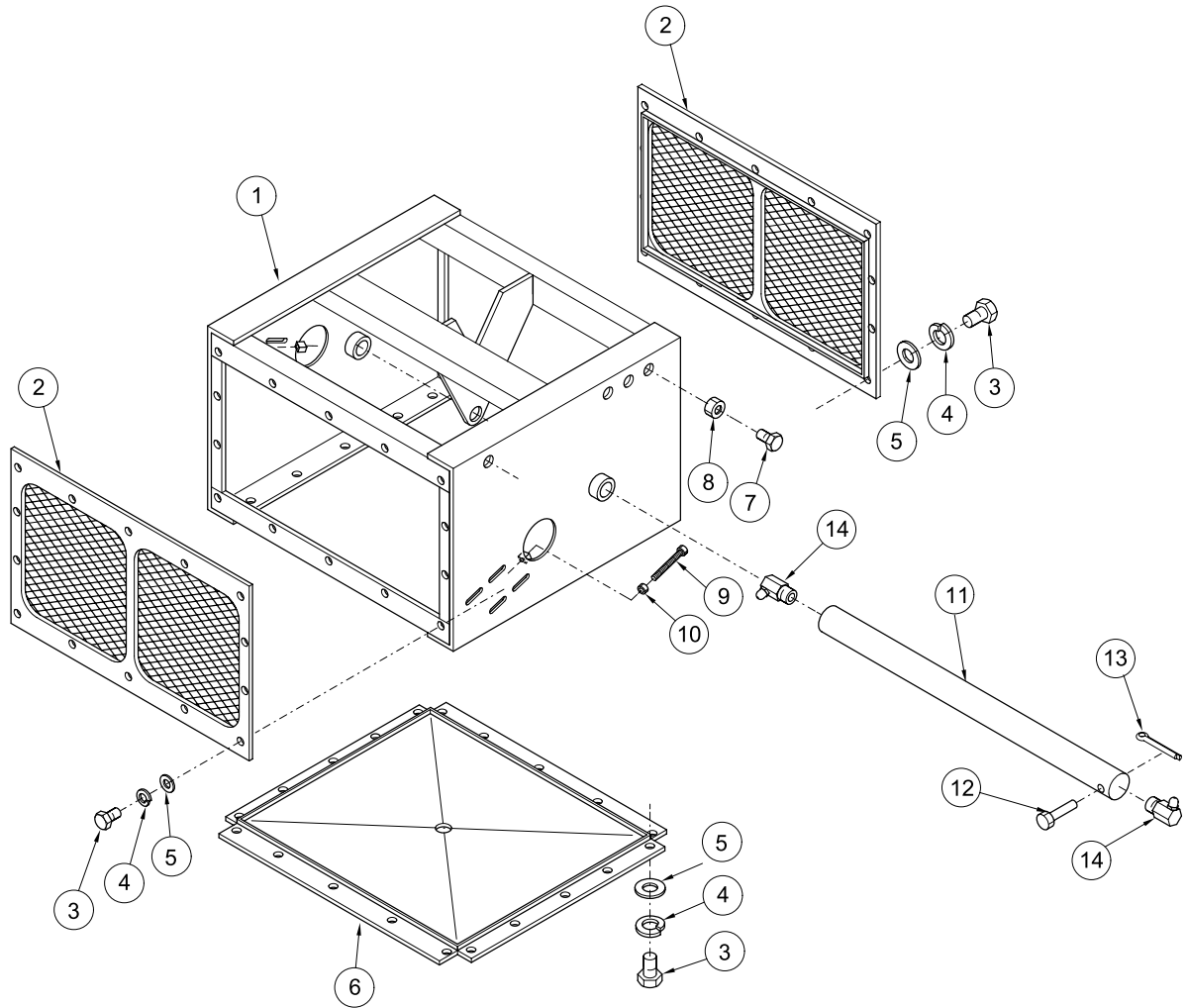


PLATE M 8012  
ELECTRICAL ARRANGEMENT AT CAB - OPEN

ITEM	PART NO.	QTY	DESCRIPTION	ITEM	PART NO.	QTY	DESCRIPTION
1	203189M2	1	ALARM HORN	8	600499	1	HOSE, SPLIT - 9.5" LONG
2	2375SS	1	BOLT	9	75022	1	GROMMET
3	4396SS	1	LOCKWASHER	10	601978	1	FOOT SWITCH
4	4221	1	NUT	11	14529SS	2	MACHINE SCREW
5	601282M1	1	ALARM	12	7480SS	4	LOCKWASHER
6	14514SS	2	MACHINE SCREW				
7	17263SS	4	NUT				

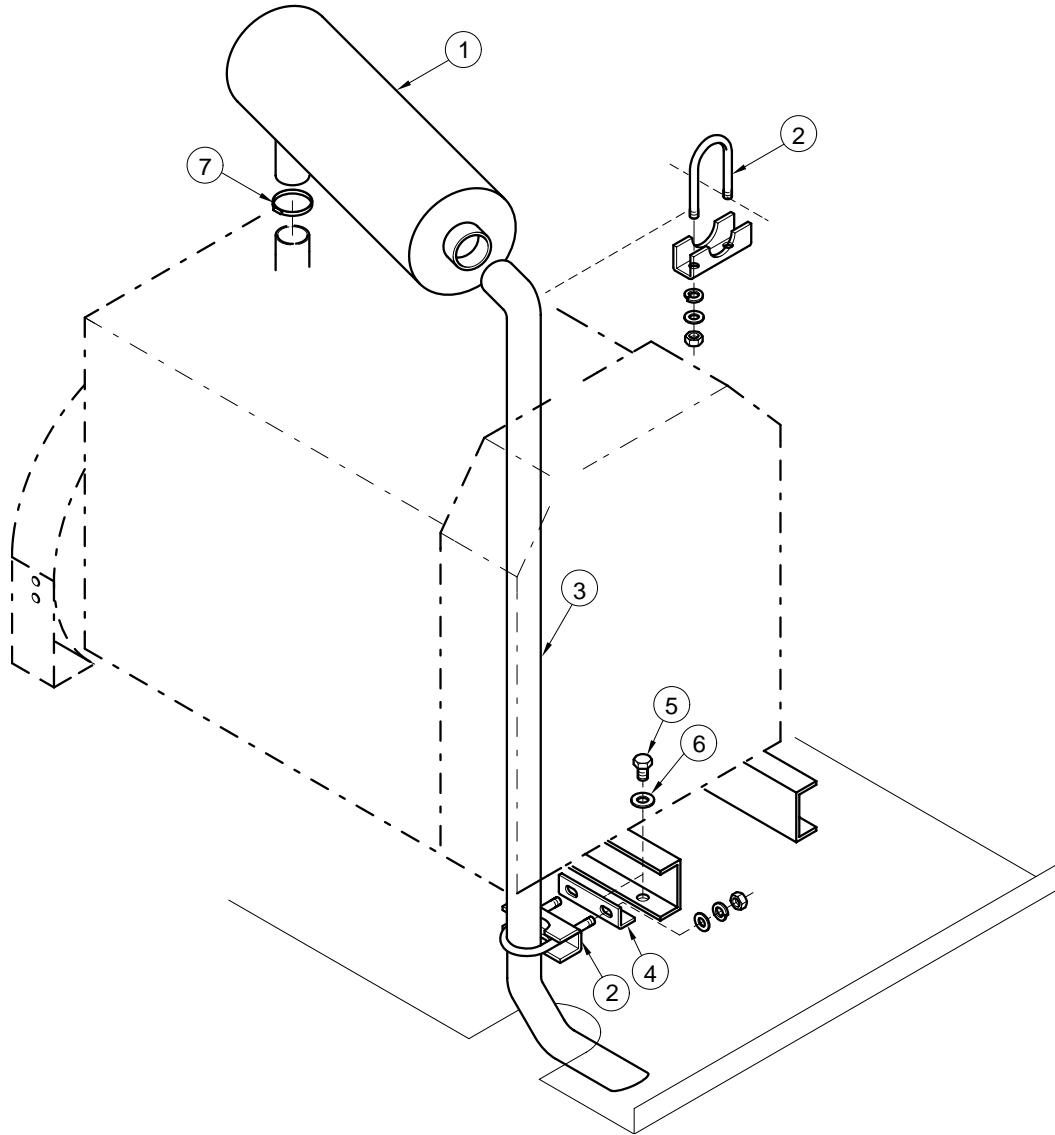
- 900510 HOIST ASSY W/ 3/4" WIRE ROPE (2)  
200 BFM
- 900509 HOIST ASSY W/ 3/4" WIRE ROPE (3)  
300 BFM & BFMII
- 855123 HOIST ASSY W/ 21mm WIRE ROPE (3)  
300 BFM & BFMII



**PLATE M 8106  
 HOIST FOUNDATION ASSEMBLY**

ITEM	PART NO.	QTY	DESCRIPTION	ITEM	PART NO.	QTY	DESCRIPTION
1	851369	1	HOIST FOUNDATION	13	132-69	1	COTTER PIN
2	800639	2	COVER	14	219-55	2	LUBE FITTING 90°
3	113-204	48	BOLT				
4	192-21	48	LOCKWASHER				
5	195-525	48	WASHER				
6	851430	1	COVER, DRIP PAN				
7	113-951	8	BOLT				
8	129-111	8	NUT				
9	85-1296	2	TAP BOLT				
10	129-148	2	JAM NUT				
11	701118	1	SHAFT				
12	137-125	1	CLEVIS PIN				

900360 300 BFM



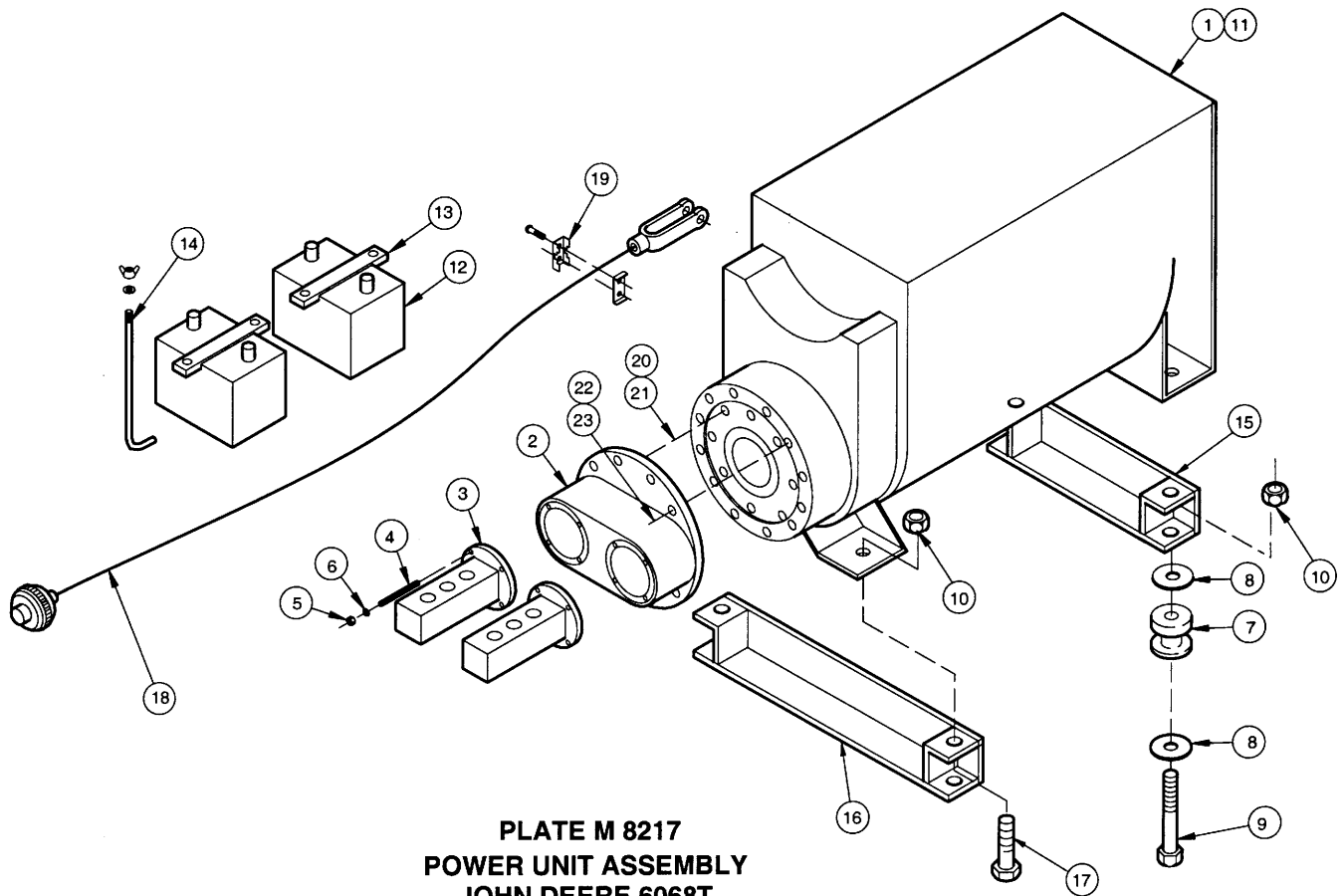
**PLATE M 8180  
 ENGINE EXHAUST SYSTEM  
 W/ JD 6068T POWERTECH**

ITEM	PART NO.	QTY	DESCRIPTION
1	1004138	1	MUFFLER
2	601209	2	CLAMP, SADDLE
3	1100973	1	EXHAUST PIPE
4	1006594	1	BRACKET, EXHAUST PIPE
5	113-713	1	BOLT
6	131-450	1	LOCKNUT
7	601552	1	CLAMP, 4"

PLATE M 8217

ALT. A

2-16-99



**PLATE M 8217  
POWER UNIT ASSEMBLY  
JOHN DEERE 6068T**

ITEM	PART NUMBER	QTY.	DESCRIPTION
1	802587E	1	POWER UNIT JOHN DEERE 6068T
2	701786	1	DOUBLE PUMP DRIVE
3	703692	2	HYDRAULIC PUMP
4	102886	8	STUD
5	4205	8	NUT
6	4399	8	LOCKWASHER
7	102996	4	SHOCK MOUNT
8	600957	8	WASHER
9	2553	4	BOLT
10	17089	8	NUT, S.L.
11	601068	1	SENDER, WATER TEMPERATURE
12	100895	2	BATTERY
13	102357	2	HOLD DOWN BRACKET
14	402776	4	HOLD DOWN BOLT
15	705081	1	ENGINE STAND, FRONT
16	705082	1	ENGINE STAND, REAR
17	2544	4	BOLT
18	700961	1	THROTTLE CABLE
19	601298	1	CLAMP
20	2399SS	8	BOLT
21	4397SS	8	LOCKWASHER
22	660103	12	BOLT
23	4398	12	LOCKWASHER

200 BFM  
 854651 ELECTRICAL GROUP (STD)

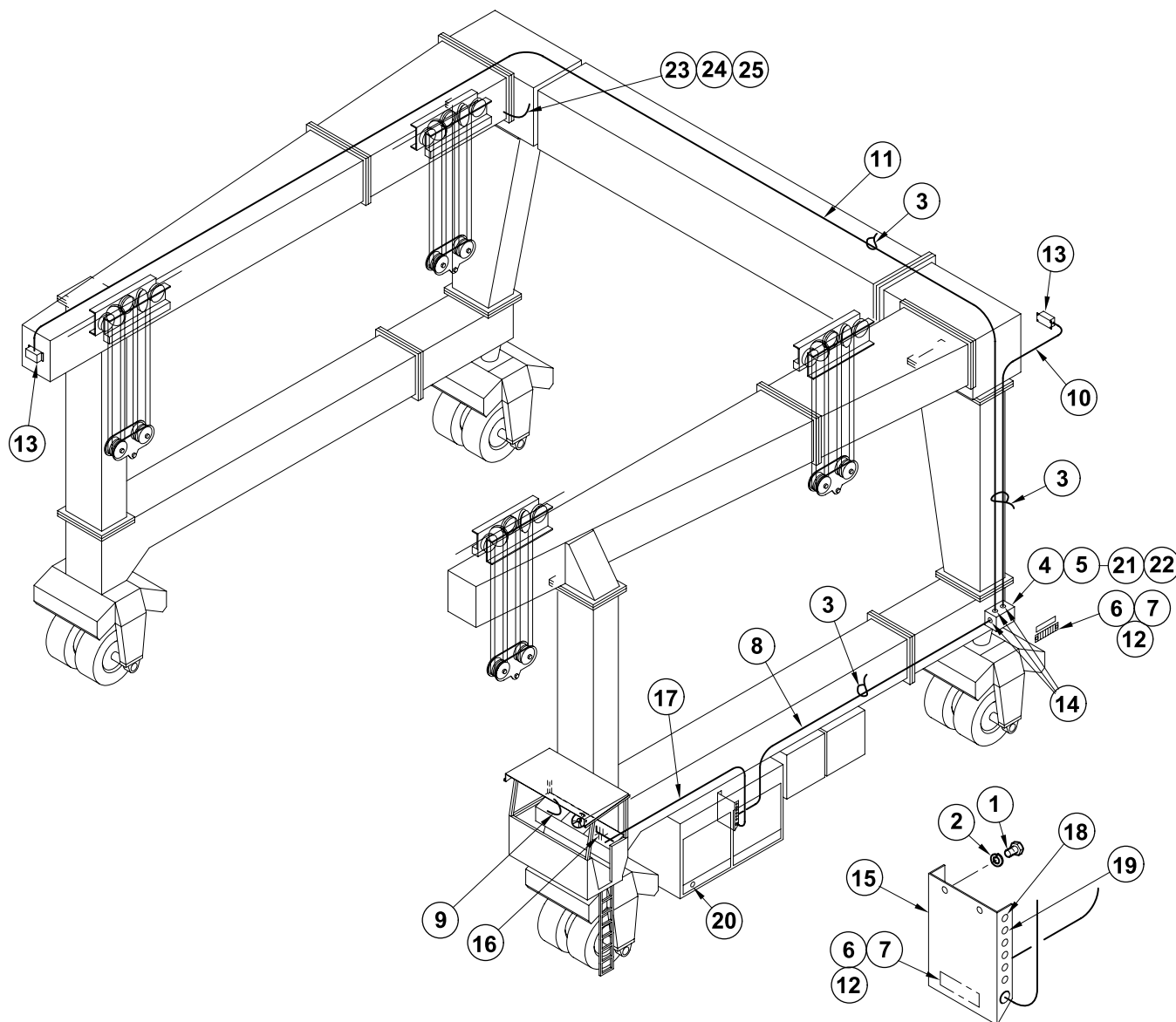
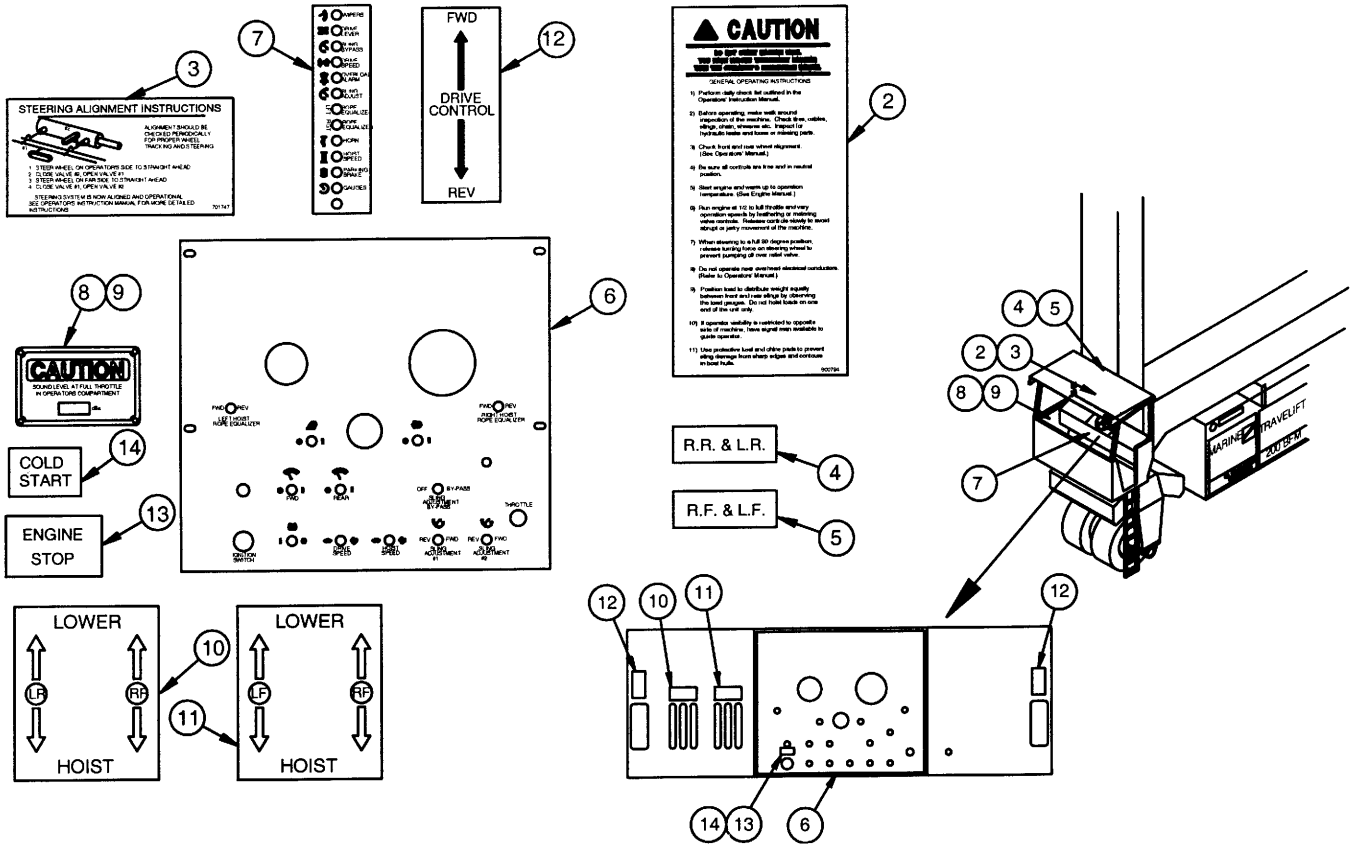


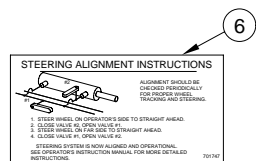
PLATE M 8297  
 ELECTRICAL ARRANGEMENT

ITEM	PART NO.	QTY.	DESCRIPTION	ITEM	PART NO.	QTY.	DESCRIPTION
1	113-206	2	CAPSCREW, 3/8 x .75	18	607417-1	1	CIRCUIT BREAKER
2	192-21	2	LOCKWASHER, 3/8	19	607417-10	1	CIRCUIT BREAKER
3	1000104B	200	FASTENER, CABLE TY	20	610116	1	TACHOMETER
4	602100	1	ENCLOSURE	21	113-3	2	CAPSCREW
5	602138	1	PANEL, MOUNTING	22	192-19	2	LOCKWASHER
6	1001013C	2	TERMINAL BOARD, 7	23	1003234	1	BATTERY CABLE
7	1001014	2	MARKER STRIP, 7	24	113-206	1	SCREW,CAP
8	602649G-A4	40'	CABLE, #14/2 "SO" (A4)	25	195-104	1	WASHER
9	602649G-B1	14'	CABLE, #14/2 "SO" (B1)				
10	602649G-C1	49'	CABLE, #14/2 "SO" (C1)				
11	602649G-C2	149'	CABLE, #14/2 "SO" (C2)				
12	602878	4	SLOTTED JUMPER				
13	604325	2	ALARM, TRAVEL				
14	1003290A	3	STRAIN RELIEF				
15	703774	1	PANEL, BRAKER				
16	854219A	1	HARNESS, WIRE				
17	854219B	1	HARNESS, WIRE				

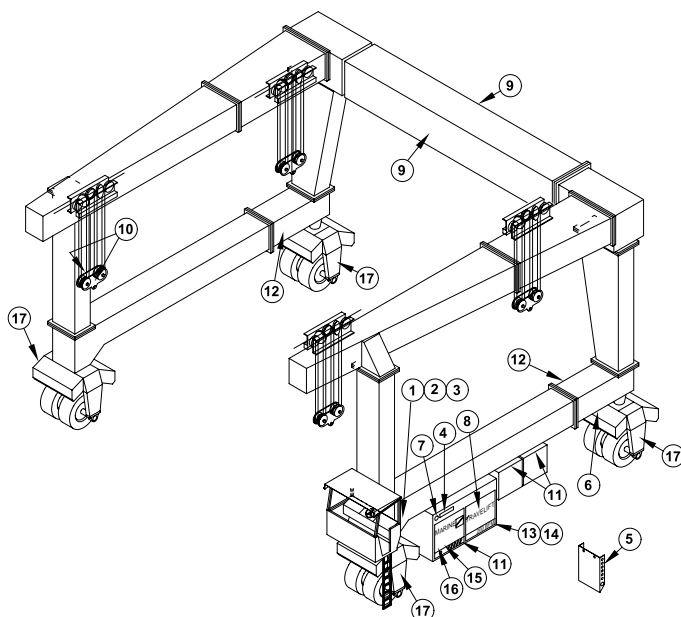
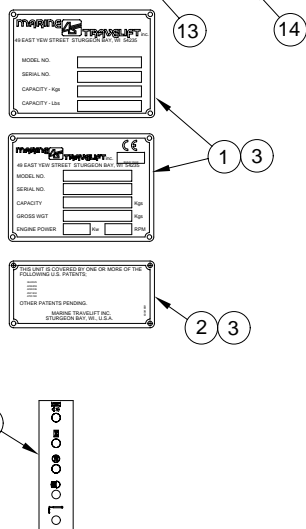
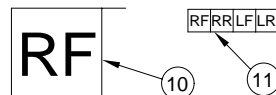
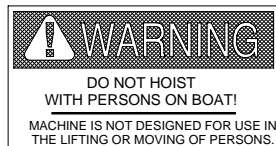


**PLATE M 8323  
 GRAPHICS - BFM & SL  
 OPERATOR'S COMPARTMENT  
 ENGLISH**

ITEM	PART NO.	QTY	DESCRIPTION
1			
2	800794	1	DECAL, "GENERAL OPERATING INSTRUCTIONS"
3	701747	1	DECAL, "STEERING ALIGNMENT INSTRUCTIONS"
4	606250	1	DECAL, "RR & LR"
5	606251	1	DECAL, "RF & LF"
6	856708	1	DECAL, INSTRUMENT PANEL
7	704874	1	DECAL, CIRCUIT BREAKER
8	704438	1	PLACARD, "SOUND LEVEL C.E." (OPTION)
9	601116J	4	RIVET
10	606609	1	DECAL, "HOIST - LR, RR"
11	606608	1	DECAL, "HOIST - LF, RF"
12	607370	2	DECAL, "DRIVE CONTROL"
13	605350	1	DECAL, "ENGINE STOP" (GM 4-71 ENGINES)
14	606244	1	DECAL, "COLD START" (OPTION W/ JD ENGINES)



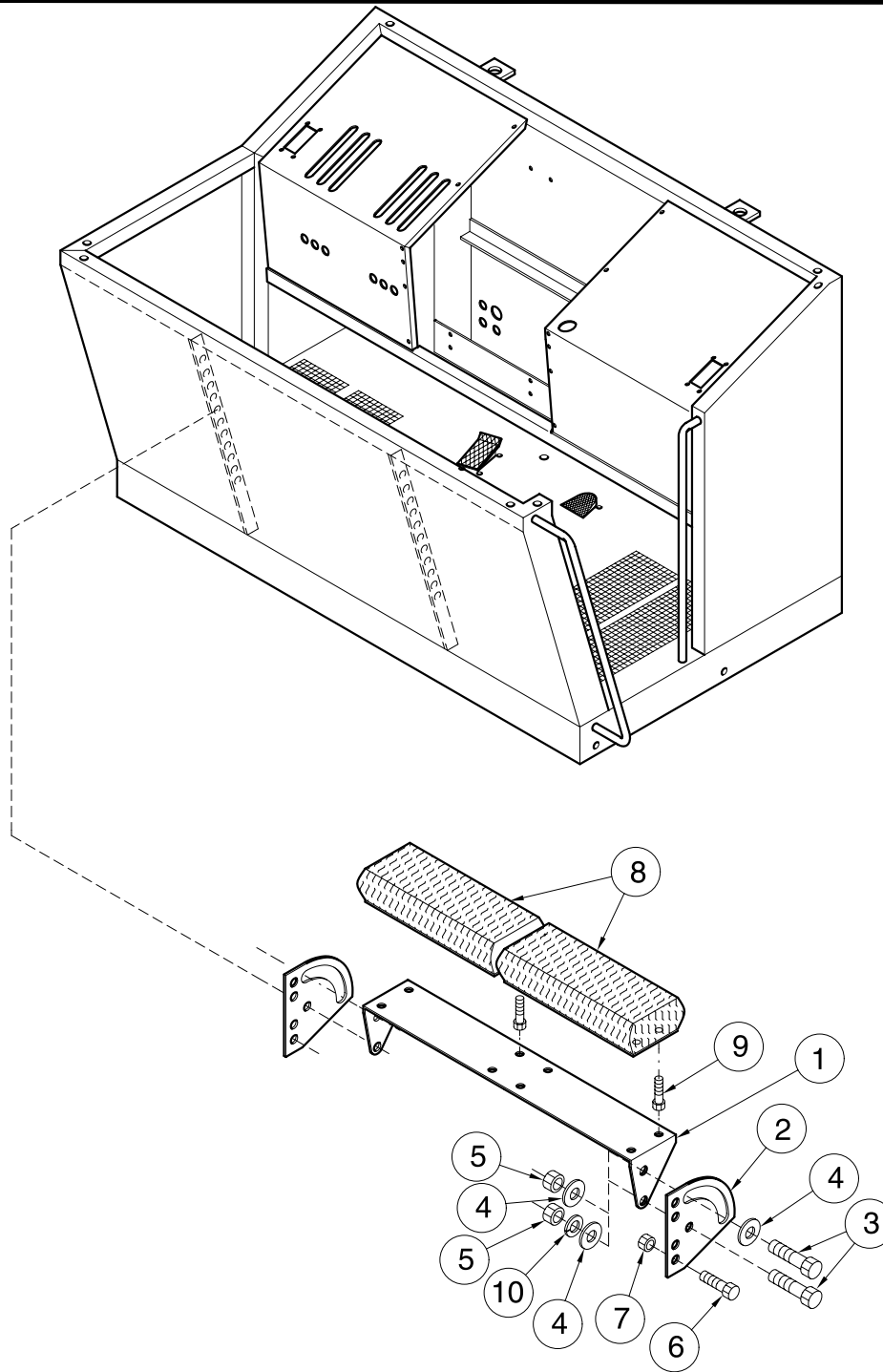
200 BFM



**PLATE M 8324  
GRAPHICS - BFM  
MAIN STRUCTURE  
ENGLISH**

ITEM	PART NO.	QTY	DESCRIPTION
1	600343M1	1	PLACARD, IDENTIFICATION "MARINE TRAVELIFT"
1	704436	1	PLACARD, IDENTIFICATION "MARINE TRAVELIFT" C.E. (OPTION)
2	600416M1	1	PLACARD, PATENT "MARINE TRAVELIFT"
3	23395	8	DRIVE SCREW
4	702320	1	DECAL, "THE MARK OF QUALITY"
5	607739	1	DECAL, CIRCUIT BREAKER
6	701747	1	DECAL, "STEERING ALIGNMENT INSTRUCTIONS"
7	604328	1	SEAL, "MADE IN USA"
8	800331	1	DECAL, "MARINE TRAVELIFT", WHITE 5.25/6.56
9	800405	2	DECAL, "MARINE TRAVELIFT", BLACK 7.25/9.00
10	606248	2	DECALS, LOWER BLOCK IDENTIFICATION, 4" HIGH
11	606249	2	DECALS, HOIST AND PUMP IDENTIFICATION, 1" HIGH
12	800749	2	DECAL, "WARNING! NO RIDERS"
13	702892	1	DECAL, "200"
14	701521	1	DECAL, "BFM"
15	601738	1	DECAL, "HYDRAULIC OIL"
16	607792	1	DECAL, "DIESEL FUEL ONLY"
17	703931	4	DECAL, "MAX. TIRE INFLATION PRESS. 116 PSI 800 KPA"

200, 300 BFM & 800 CMO  
 900801 OP COMPT SEAT GROUP

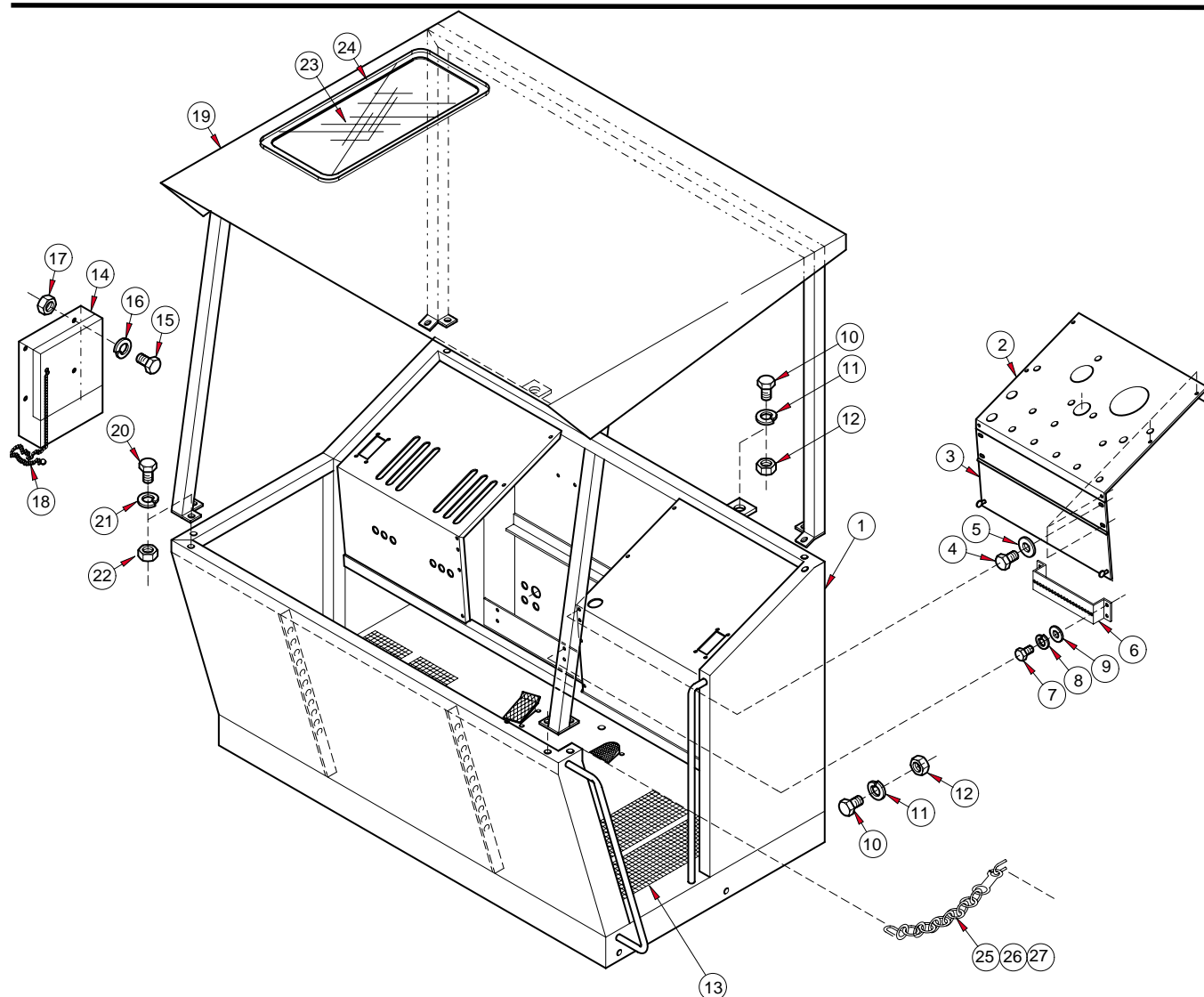


**PLATE M 8339  
 OPERATOR'S COMPARTMENT SEAT**

ITEM	PART NO.	QTY	DESCRIPTION	ITEM	PART NO.	QTY	DESCRIPTION
1	701202	1	SEAT BRACKET	7	131-463	4	NUT, SELF-LOCKING
2	601134	2	SEAT BRACKET	8	700847	2	SEAT
3	113-417	4	BOLT	9	113-4SS	8	BOLT
4	195-533	6	WASHER	10	192-23	2	LOCKWASHER
5	131-10	4	NUT, SELF-LOCKING				
6	113-207SS	4	BOLT				



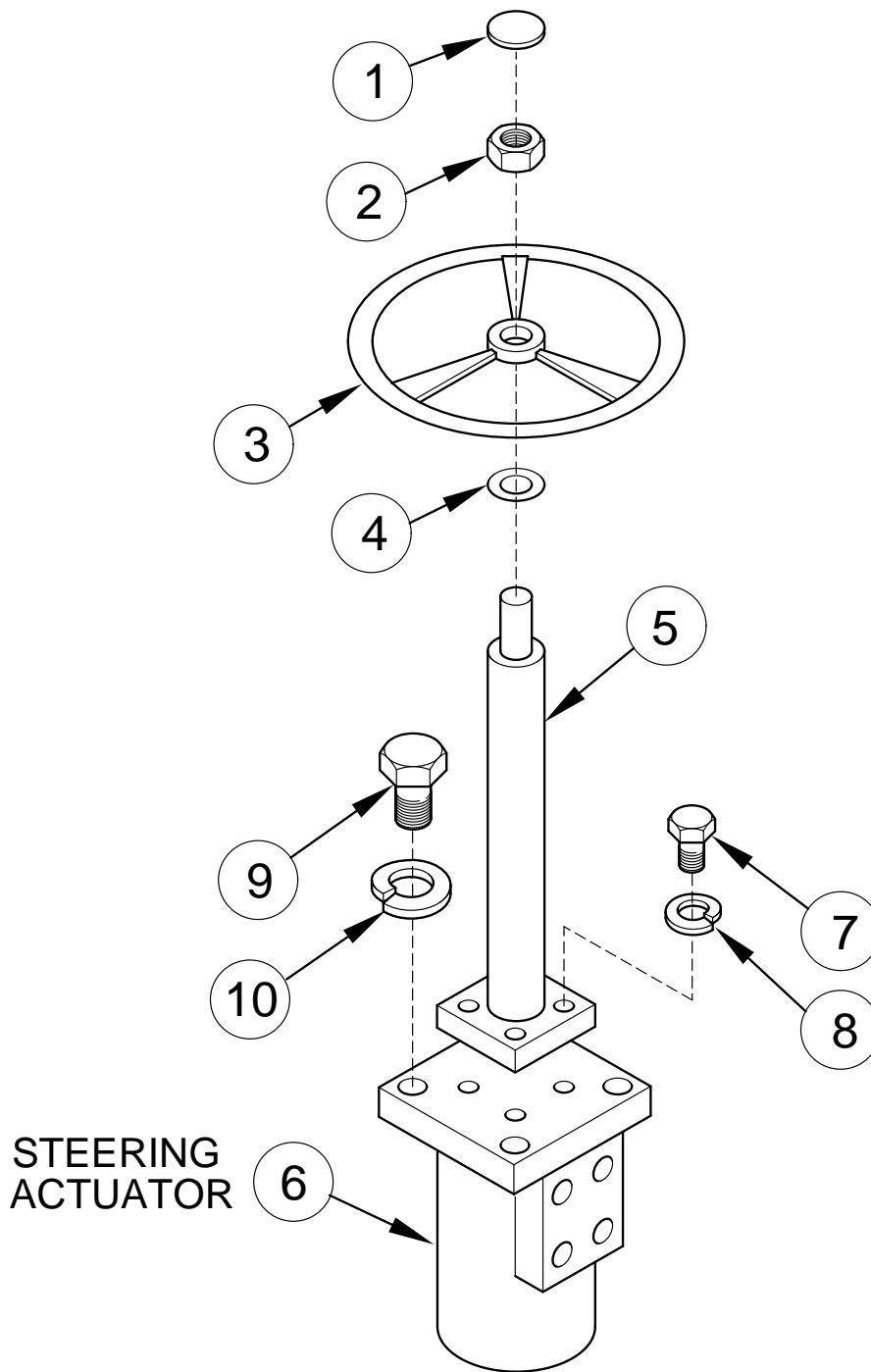
200 & 300 BFM  
 900803 OP COMPT GROUP - OPEN



**PLATE M 8341**  
**OPERATOR'S COMPARTMENT W/ TOP OPEN**

ITEM	PART NO.	QTY	DESCRIPTION	ITEM	PART NO.	QTY	DESCRIPTION
1	851420	1	OPERATOR'S COMPT (INCLUDES ITEMS 2 - 9)	19	851419	1	COMPARTMENT TOP
2	856705	1	CONTROL PANEL	20	113-241	8	BOLT
3	704870	1	PANEL	21	192-21SS	8	LOCKWASHER
4	113-1SS	10	BOLT	22	129-103	8	NUT
5	195-518SS	10	WASHER	23	702433	1	WINDOW
6	704869	1	BRACKET, CKT BREAKER	24	604912	114"	WINDOW SEALER
7	173-97SS	4	MACHINE SCREW	25	102907	1	TWIST LINK CHAIN - 32 LINKS
8	192-18SS	4	LOCKWASHER	26	102096	2	S-HOOK
9	195-513SS	4	WASHER	27	102106	1	SNAP, SWIVEL EYEHOOK
10	113-607	5	BOLT				
11	192-25	5	LOCKWASHER				
12	129-107	5	NUT				
13	S49675	6	NON-SKID PAD (INSTALLATION 701215)				
14	1003959	1	LITERATURE COMPT				
15	113-3SS	4	BOLT				
16	192-19SS	4	LOCKWASHER				
17	129-101	4	NUT				
18	1003956	1	CHAIN W/ S-HOOK & RING				

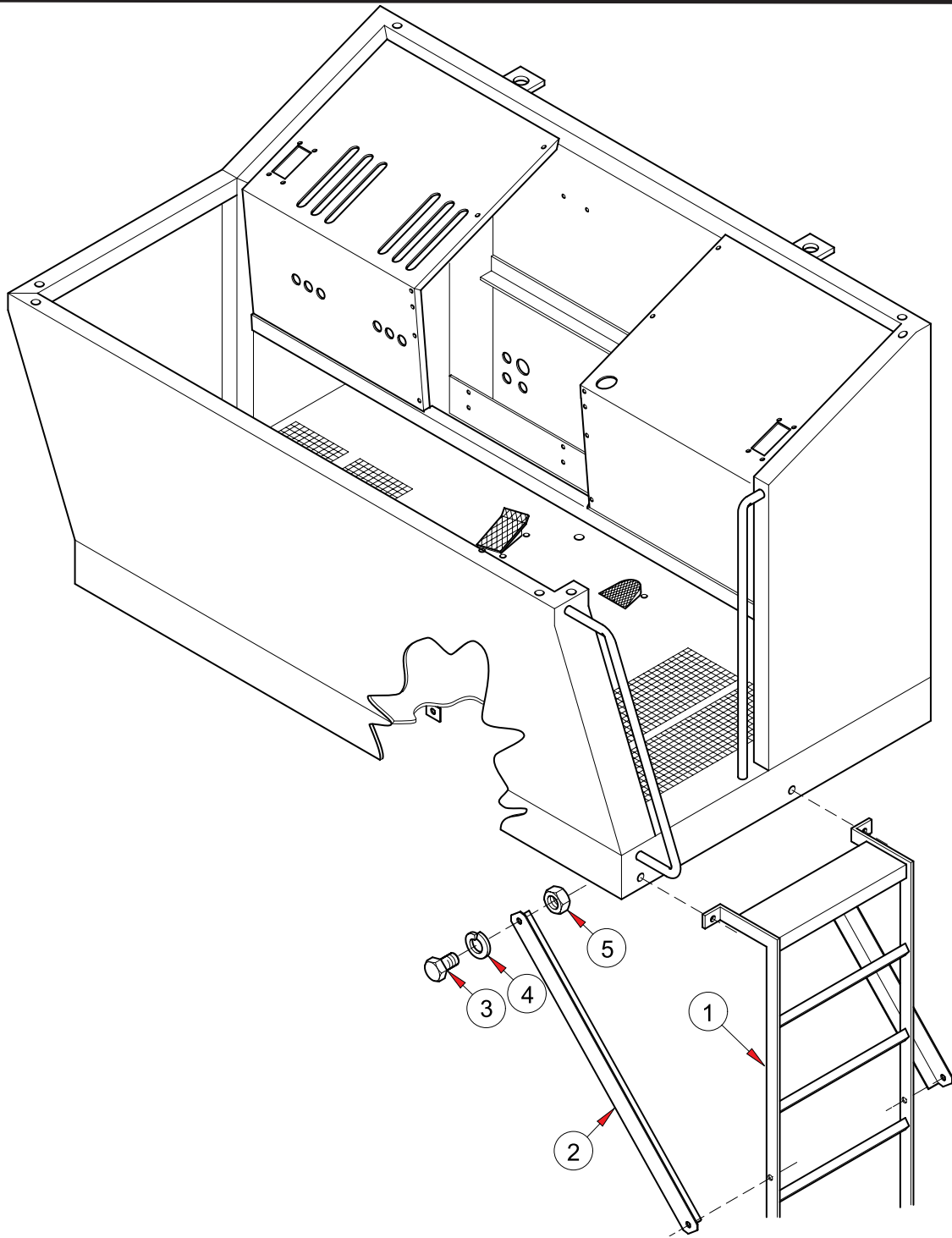
200, 300 BFM  
 900802 STEERING CONTROL GROUP



**PLATE M 8342  
 STEERING CONTROL**

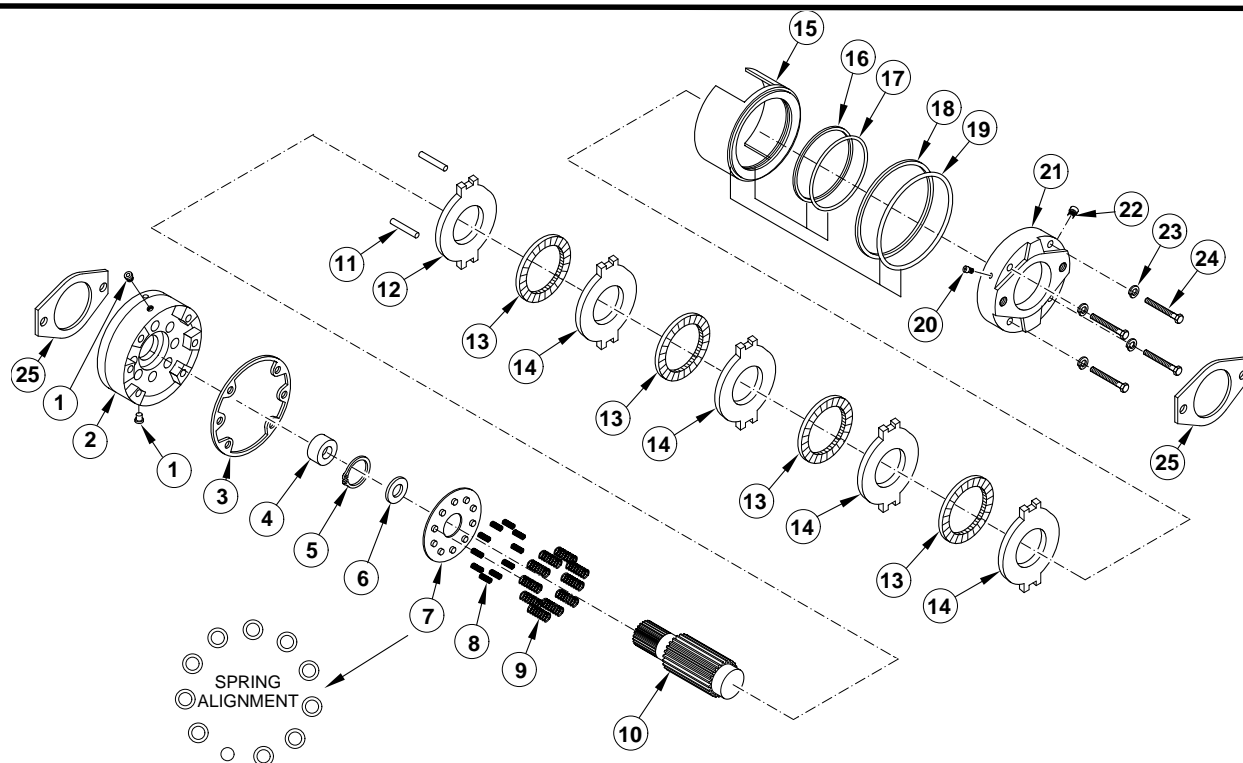
ITEM	PART NO.	QTY	DESCRIPTION	ITEM	PART NO.	QTY	DESCRIPTION
1	L114161	1	HORN BUTTON KIT	6	602031M1	1	STEERING ACTUATOR
2	601079	1	STEERING WHEEL NUT	7	113-207SS	4	BOLT
3	601069	1	STEERING WHEEL	8	192-21SS	4	LOCKWASHER
4	1006042	1	GROMMET	9	113-433	4	BOLT
5	601080	1	STEERING COLUMN	10	192-23	4	LOCKWASHER

200 BFM  
 900807 GRP; OP COMPT, LADDER



**PLATE M 8345  
 OPERATOR'S COMPARTMENT LADDER**

ITEM	PART NO.	QTY	DESCRIPTION
1	704354	1	LADDER
2	602091	2	BRACE
3	2467	6	BOLT
4	4399	6	LOCKWASHER
5	4224	6	NUT

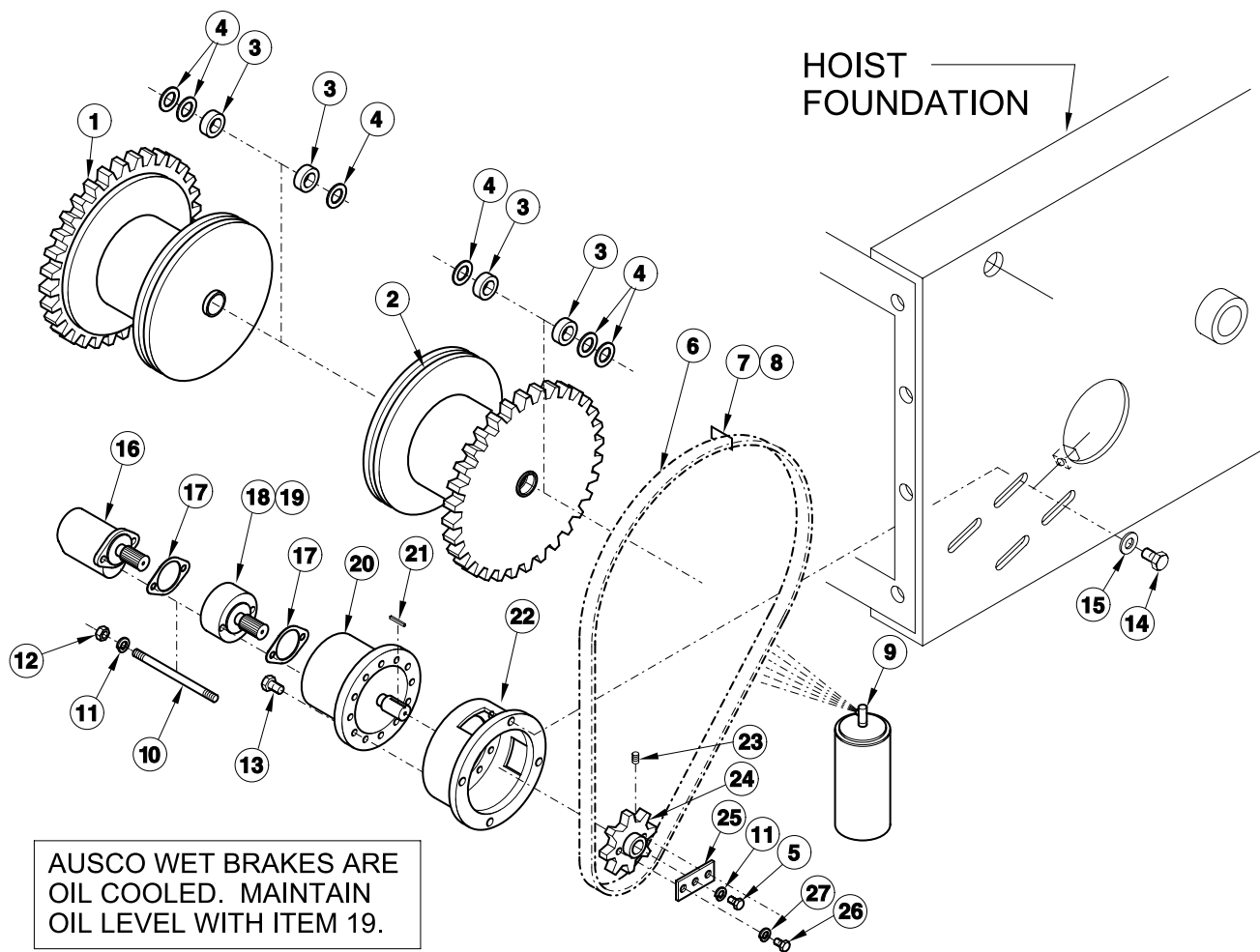


**PLATE M 8450  
 BRAKE**

BFM'S & ISL'S

ITEM	PART NO.	QTY	DESCRIPTION
--	1300431	1	BRAKE, AUSCO WET (CONSISTS OF THE FOLLOWING)
1	221-849	2	PLUG, 1/8 - 27 NPTF
2	1900755	1	HOUSING
3	608334	1	GASKET
4	602403	1	BEARING, BALL
5	1900756	1	RING, RETAINING
6	604712	1	SEAL, OIL
7	1900757	1	RETAINER, SPRING
8	601233	10	SPRING, COMPRESSION
9	601234	10	SPRING, COMPRESSION
10	1900758	1	SHAFT, SPLINED
11	1900759	2	PIN, TORQUE
12	1900760	1	DISC, PRIMARY
13	1900761	4	DISC, ROTATING
14	1900762	4	DISC, STATIONARY
15	1900763	1	PISTON
16	600859	1	RING, BACKUP
17	600860	1	O-RING
18	600861	1	RING, BACKUP
19	600862	1	O-RING
20	601231	1	SCREW, BLEEDER
21	1900764	1	PLATE, POWER
22	600865	1	PLUG, PROTECTIVE
23	1900765	4	WASHER, PLAIN
24	1900766	4	BOLT, HEX HD
25	600868	2	GASKET
--	1900770	1	SEAL KIT, O-RING (O-RINGS, BACKUP RINGS, INTERNAL GASKETS)
--	1900771	1	SEAL KIT, STACK (ROTATING, STATIONARY & PRIMARY DISCS)
--	1900772	1	SEAL KIT, BEARING (BEARINGS, RETAINING RINGS, OIL SEALS)
--	608349	1	SEAL KIT, GASKET (MOTOR & REDUCER ENDS ITEM 25)

200, 300 BFM & BFM-II  
 900510 HOIST ASSY W/ 3/4" WIRE ROPE - 200 BFM  
 900509 HOIST ASSY W/ 3/4" WIRE ROPE - 300 BFM

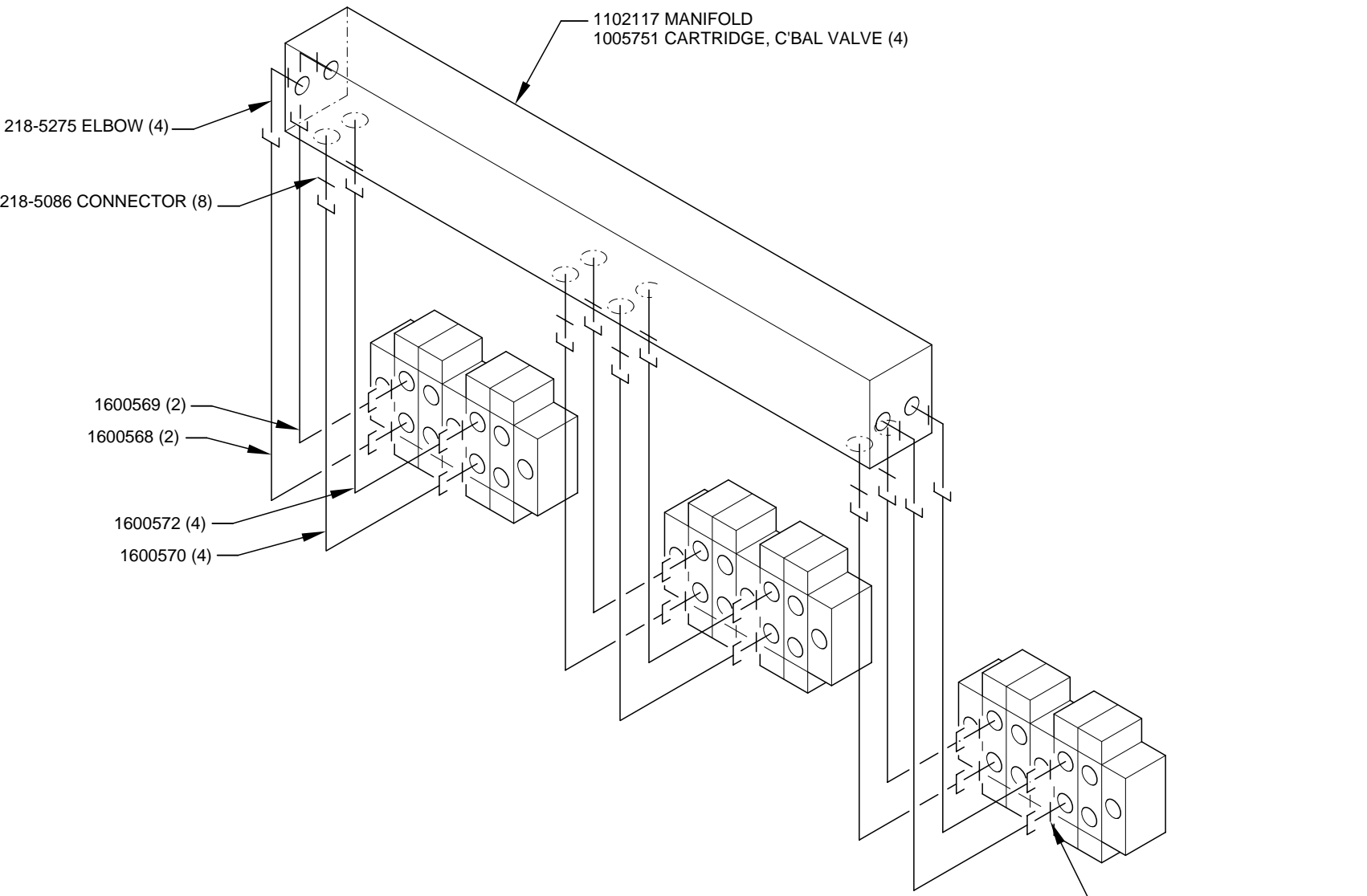


AUSCO WET BRAKES ARE  
 OIL COOLED. MAINTAIN  
 OIL LEVEL WITH ITEM 19.

**PLATE M 8495  
 HOIST DRUM AND DRIVE ASSEMBLY**

ITEM	PART NO.	QTY	DESCRIPTION	ITEM	PART NO.	QTY	DESCRIPTION
1	854137	1	HOIST DRUM, RIGHT	17	600868	4	GASKET (FURN W/ BRK)
2	854138	1	HOIST DRUM, LEFT	18	1300431	2	BRAKE, WET (AUSCO)
3	600939	4	BEARING	19	1100179	-	HYDRAULIC OIL, MINERAL (160ML / 5.4 OZ / .04 GAL) PER BRAKE
4	600930	6	THRUST WASHER	20	700545M1	2	GEAR REDUCER
5	113-424	2	BOLT	21	600723-2.75	2	KEY
6	64592-67	2	ROLLER CHAIN 67 PITCHES	22	800357	2	GEAR FOUNDATION
7	600844	2	OFFSET LINK	23	83-66	2	SET SCREW
8	103152	2	CONNECTING LINK	24	701513	2	SPROCKET
9	607711	1	CHAIN LUBE	25	601242	2	SPROCKET RETAINER
10	1004351	4	STUD	26	113-206	4	BOLT
11	192-23	6	LOCKWASHER	27	192-21	4	LOCKWASHER
12	129-125	4	NUT				
13	113-600	24	BOLT				
14	113-709	8	BOLT				
15	195-545	8	WASHER				
16	702070	1	HYDRAULIC MOTOR CW (200 BFM)				
16	702071	1	HYDRAULIC MOTOR CCW (200 BFM)				
16	701743	1	HYDRAULIC MOTOR CW (300 BFM)				
16	701744	1	HYDRAULIC MOTOR CCW (300 BFM)				

901090 150 AMO  
901093 200 BFM  
901094 300 BFM



218-5275 ELBOW (4)

218-5086 CONNECTOR (8)

1102117 MANIFOLD  
1005751 CARTRIDGE, C'BAL VALVE (4)

1600569 (2)

1600568 (2)

1600572 (4)

1600570 (4)

218-5050 CONNECTOR (12)

PLATE M 8568  
DRIVE CIRCUIT,  
VALVES TO MANIFOLD

PLATE M 8568  
ALT. B  
6-13-01

200 BFM  
 901111 DRIVE AND BRAKE GROUP

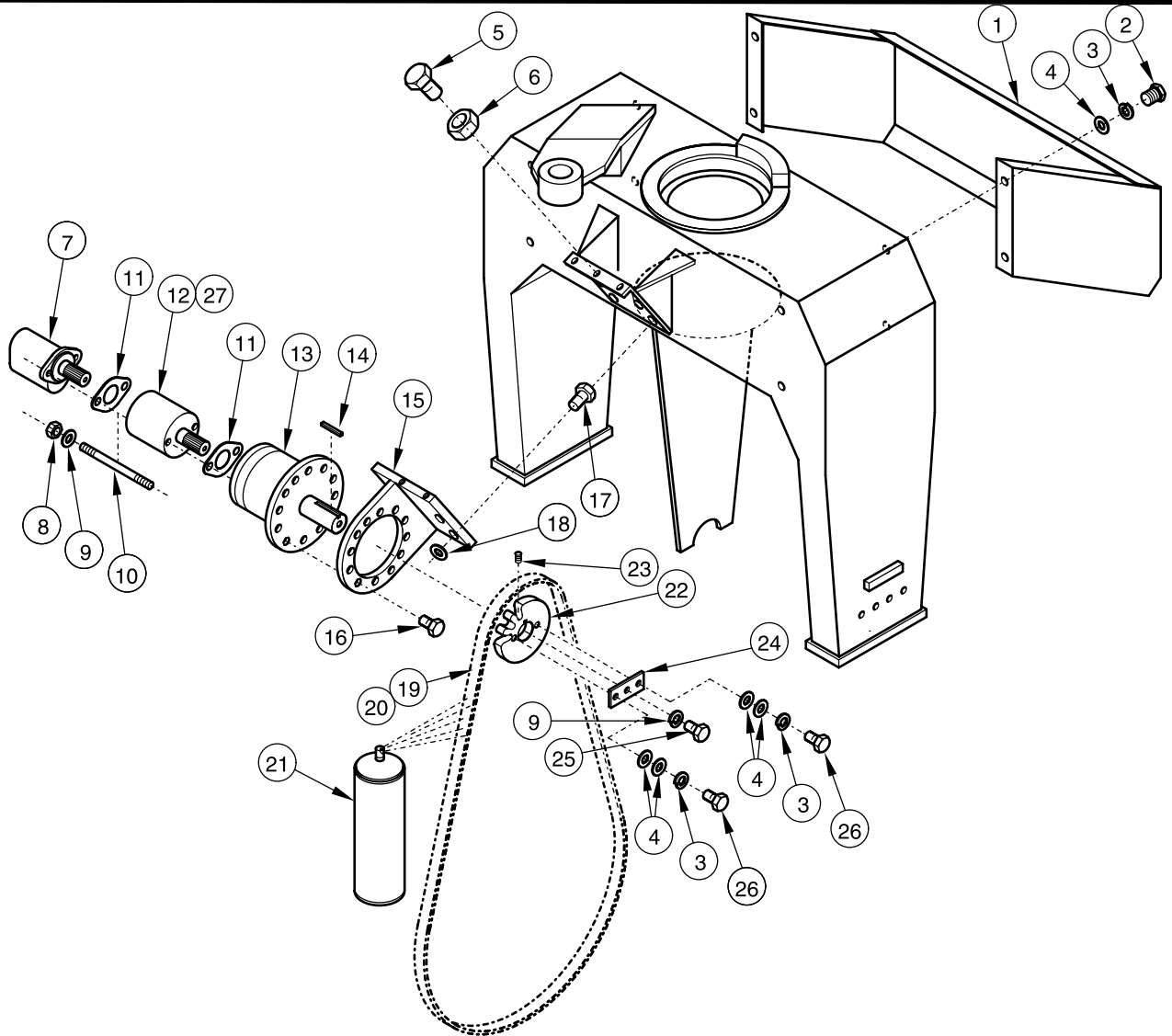


PLATE M 8571  
 WHEEL DRIVE AND BRAKE ASSEMBLY

ITEM	PART NO.	QTY	DESCRIPTION	ITEM	PART NO.	QTY	DESCRIPTION
1	851549	2	MOTOR GUARD	16	113-600	22	BOLT
2	113-206	8	BOLT	17	113-922	8	BOLT
3	192-21	12	LOCKWASHER	18	195-553	8	WASHER
4	195-525	16	WASHER	19	601909-81	2	ROLLER CHAIN (81 PITCHES)
5	85-1072SS	4	BOLT	20	103153	2	CONNECTING LINK
6	129-107	4	NUT	21	607711	1	CHAIN LUBE SPRAY CAN
7	701815	2	HYDRAULIC MOTOR	22	703672	2	SPROCKET - 160 B 12
8	129-125	4	NUT	23	83-66	2	SET SCREW
9	192-23	6	LOCKWASHER	24	601242	2	SPROCKET RETAINER
10	1004351	4	STUD	25	113-424	2	BOLT
11	600868	4	GASKET (FURN. W/ BRK)	26	113-207	4	BOLT
12	1300431	2	BRAKE, AUSCO WET	27	1100179	-	HYDRAULIC OIL (160 ml / 5.4 oz. / .04 gal. PER BRK)
13	702266	2	GEAR REDUCER				
14	600723-3.00	2	KEY - 5/8 x 5/8 x 3.00"				
15	700594	2	GEAR BRACKET, L.H. (W/ WHEEL FRAME RIGHT				
15	700593	2	GEAR BRACKET, R.H. (W/ WHEEL FRAME LEFT				

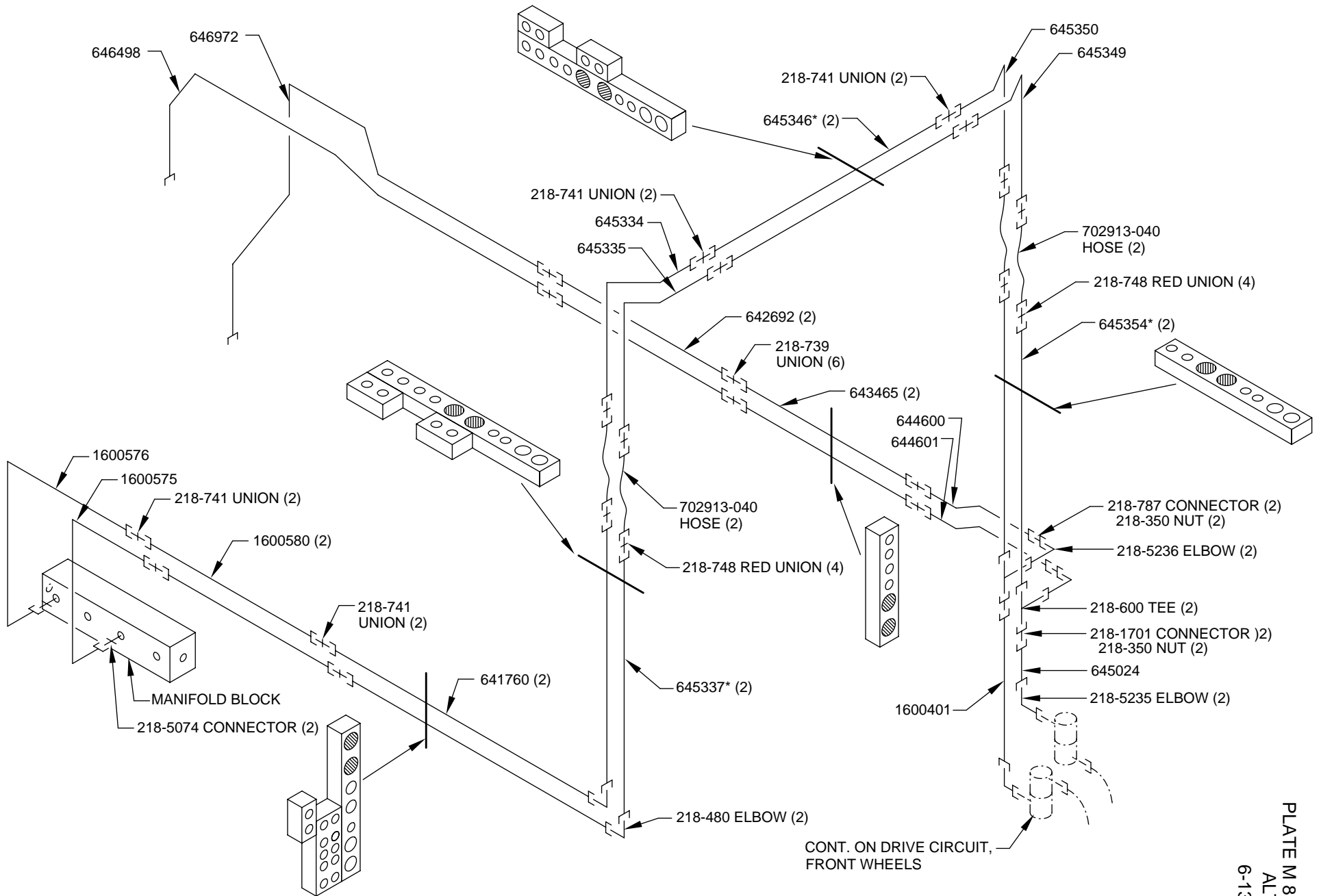


PLATE M 8572  
DRIVE CIRCUIT, LEFT SIDE



200 BFM 901093  
300 BFM 901094

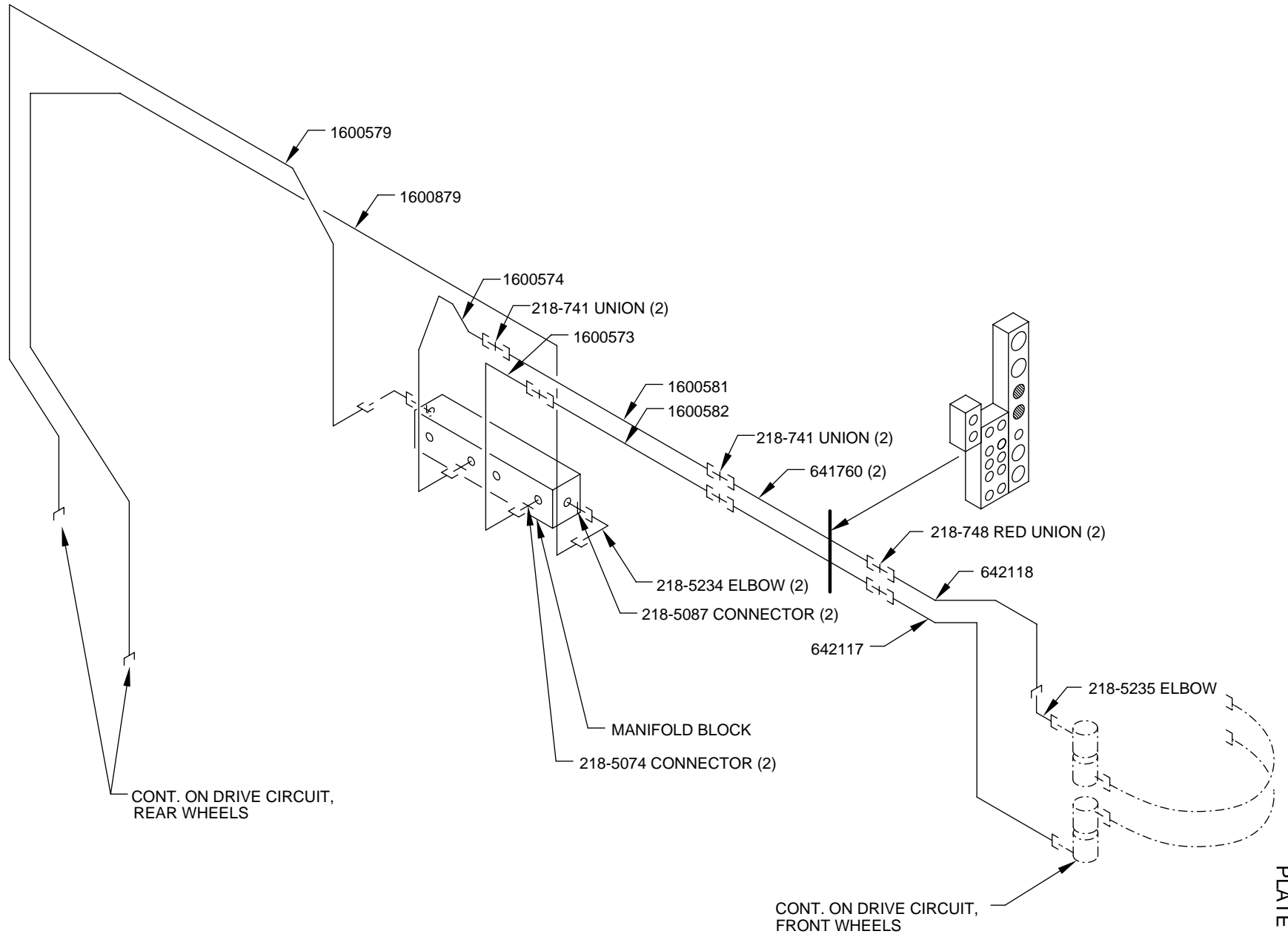


PLATE M 8573  
DRIVE CIRCUIT, RIGHT SIDE

PLATE M 8573  
ALT. C  
9-24-01

300 BFM 901113  
200 BFM 901112

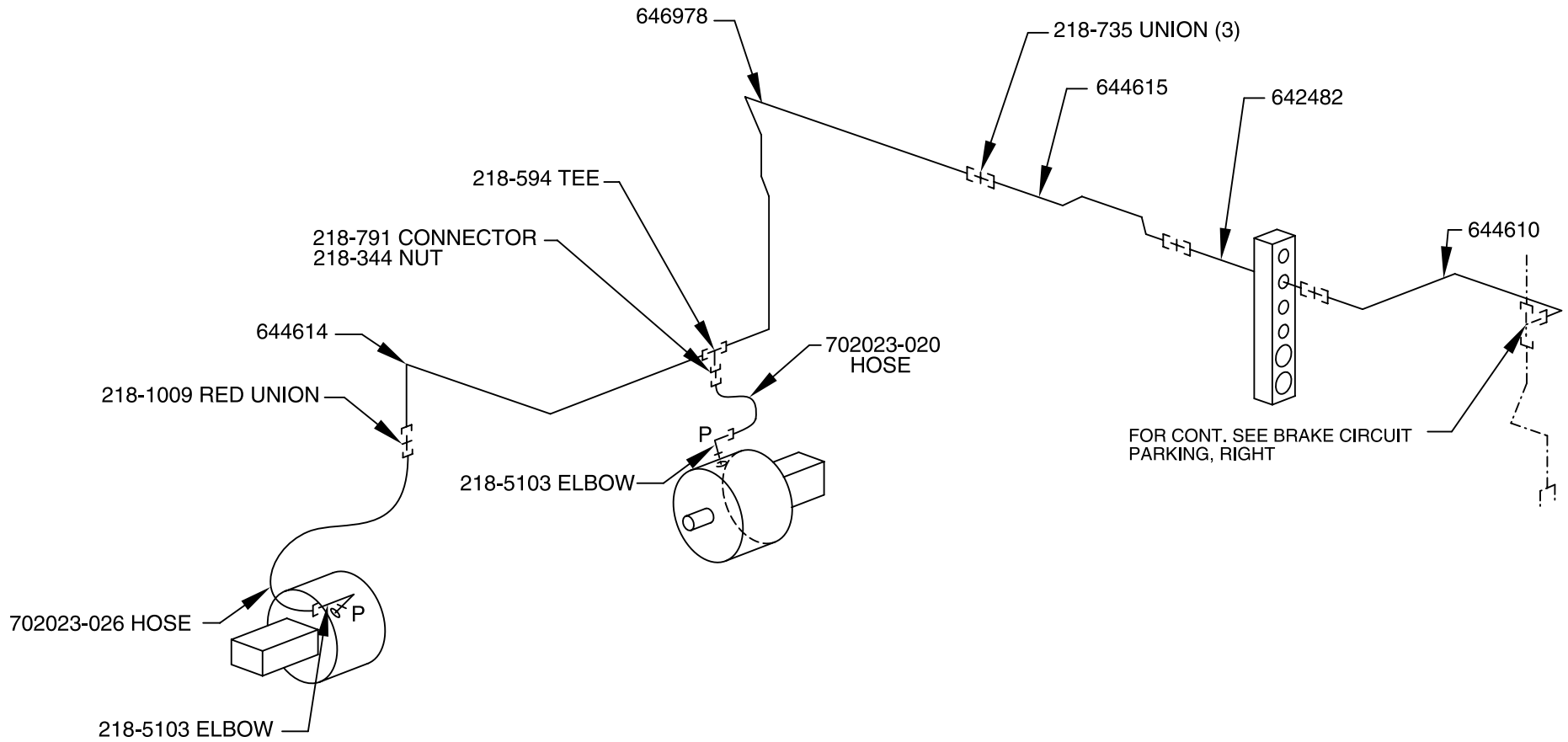


PLATE M 8574  
BRAKE CIRCUIT, PARKING, LEFT

PLATE M 8574  
ALT. A  
1-26-01

\* WHEN ORDERING REPLACEMENTS INDICATE SUFFIX LETTER SHOWN ON TUBE TAG.

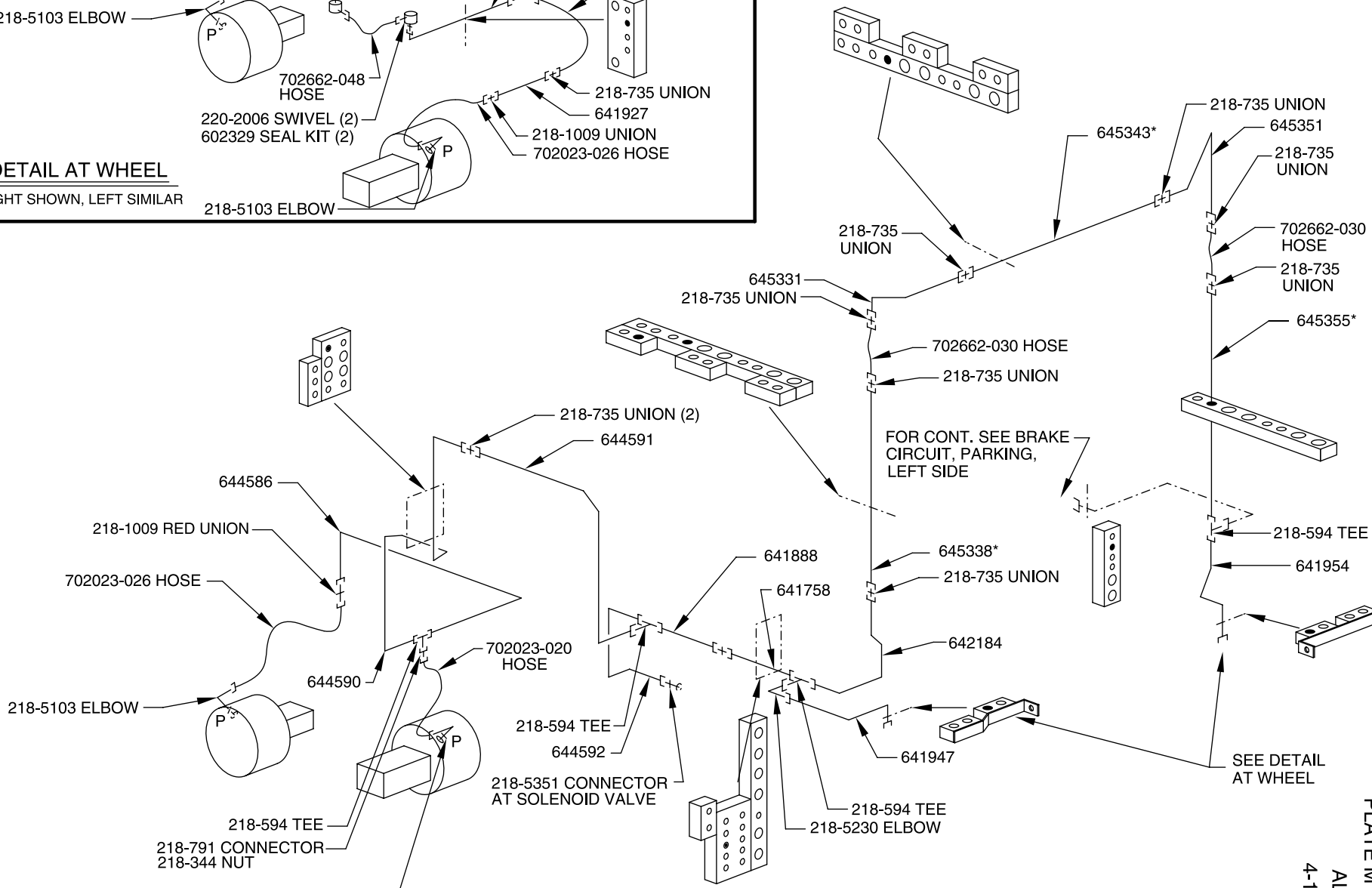
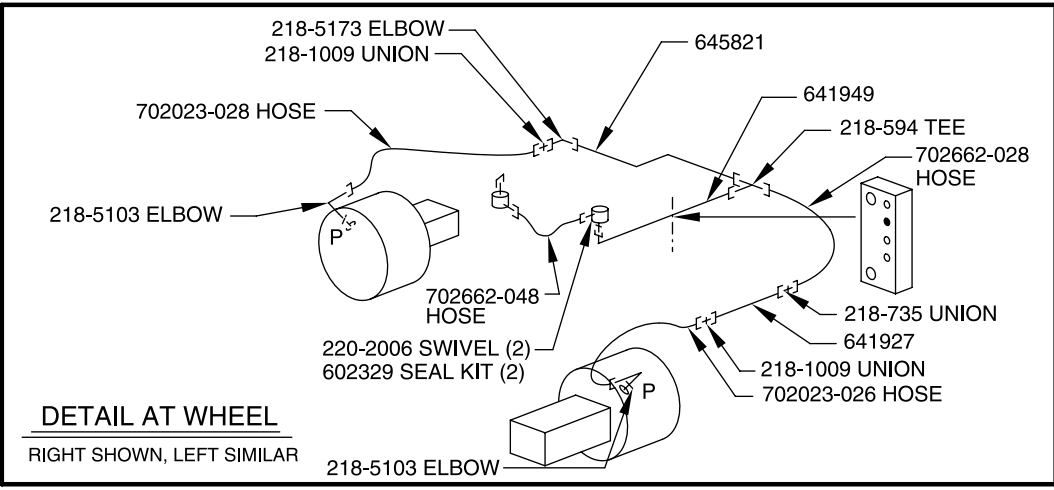


PLATE M 8575  
BRAKE CIRCUIT, PARKING, RIGHT

PLATE M 8575  
ALT. A  
4-19-01

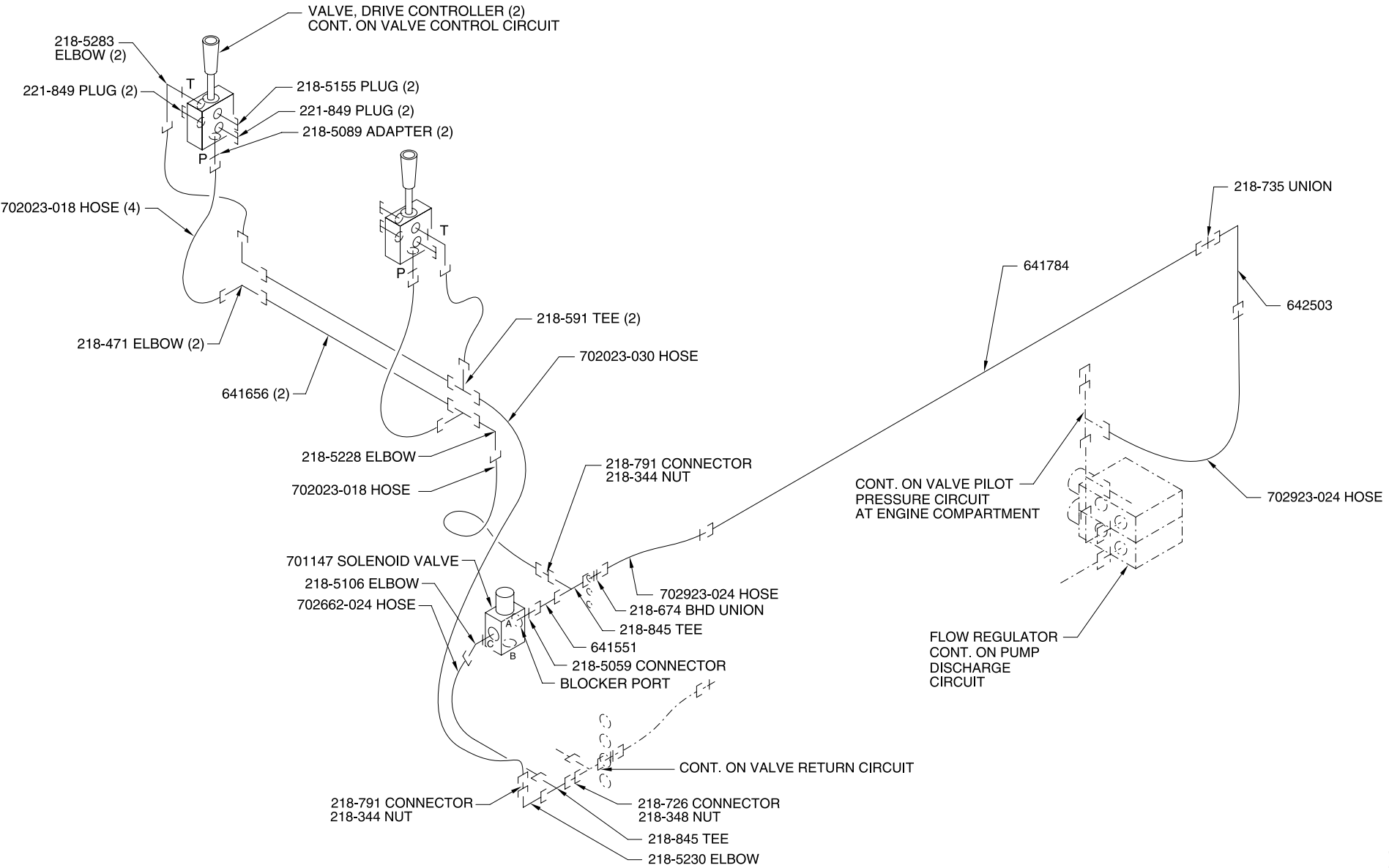


PLATE M 8576  
VALVE PILOT PRESSURE CIRCUIT AT CAB